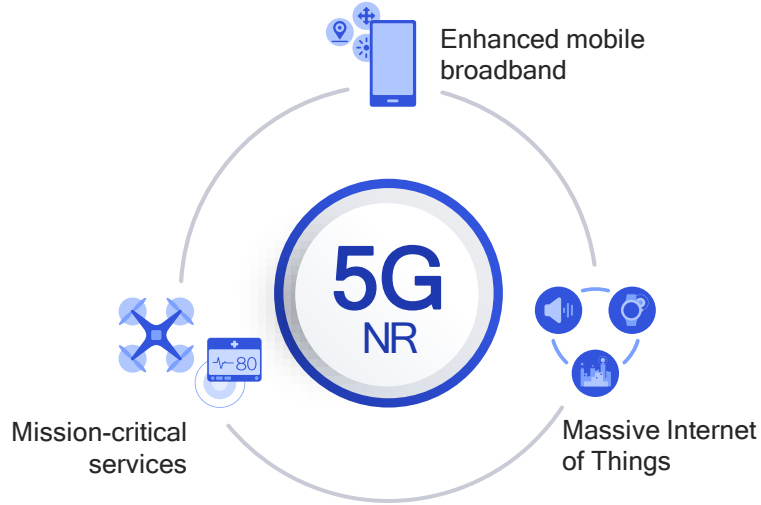


The 3GPP Release 15 global standard for a unified, more capable 5G air interface


A large, stylized white '5G' logo is centered in the upper half of the image. To the right of the 'G' are three white, curved lines representing radio signal waves. The background is a dark blue gradient with faint, glowing circuitry and data patterns.



Designing a unified, more capable 5G air interface



Diverse services



Licensed/shared/unlicensed

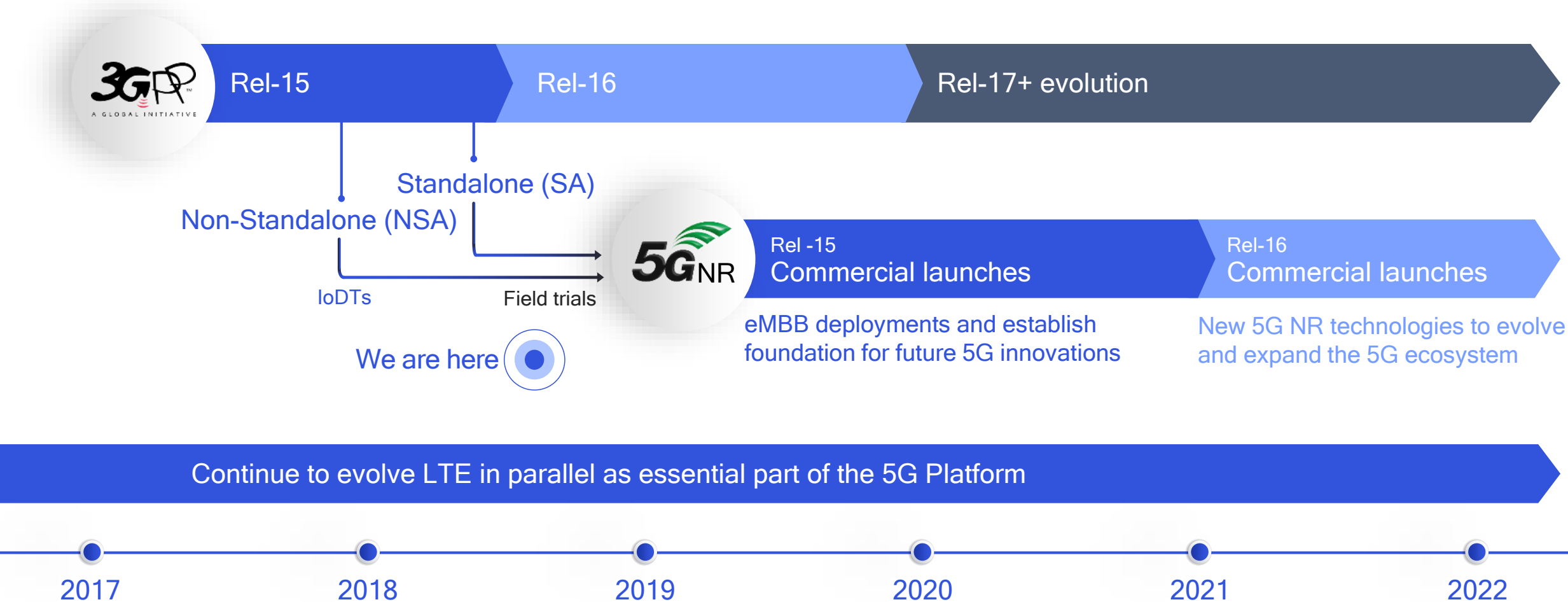
Diverse spectrum



Diverse deployments

Existing, emerging, and unforeseen services - a platform for future innovation

Driving the 5G roadmap and ecosystem expansion



5G NR pioneering advanced 5G NR technologies

To meet an extreme variation of 5G NR requirements



Mission-critical services

Cellular Vehicle-to-Everything (C-V2X)
Drone communications | Private Networks
Ultra Reliable Low Latency Comms (URLLC)



Enhanced mobile broadband

Spectrum sharing | Flexible slot-based framework
Scalable OFDM | Massive MIMO | Mobile mmWave
Dual Connectivity | Advanced channel coding



Massive Internet of Things

Enhanced power save modes
Deeper coverage | Grant-free UL
Narrow bandwidth | Efficient signaling

10x

Decrease in
end-to-end latency

10x

Experienced
throughput

3x

Spectrum
efficiency

100x

Traffic
capacity

100x

Network
efficiency

10x

Connection
density

The R&D engine fueling the 5G industry



Early system-level R&D investments

Designing/testing 5G for many years with best-in-class prototype systems



3GPP standards and technology leadership

Our system-level inventions are foundational to 5G NR standard



Global network experience and ecosystem collaborations

Industry-leading demos, simulations, testing and trials on path to commercialization

Qualcomm

Building on our LTE technology leadership

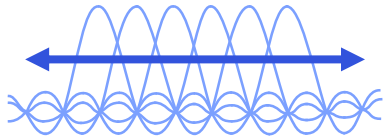
5G NR design and technologies

3GPP Release-15



Our technology inventions drove Rel-15 specifications

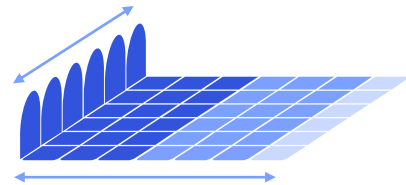
Scalable OFDM-based air interface



Scalable OFDM numerology

Address diverse services, spectrum, deployments


Flexible slot-based framework



Self-contained slot structure

Low latency, URLLC, forward compatibility

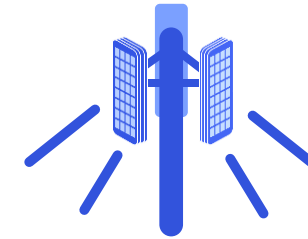
Advanced channel coding



Multi-Edge LDPC and CRC-Aided Polar

Support large data blocks, reliable control channel

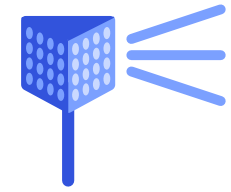
Massive MIMO



Reciprocity-based MU-MIMO

Large # of antennas to increase coverage/capacity

Mobile mmWave



Beamforming and beam-tracking

For extreme capacity and throughput

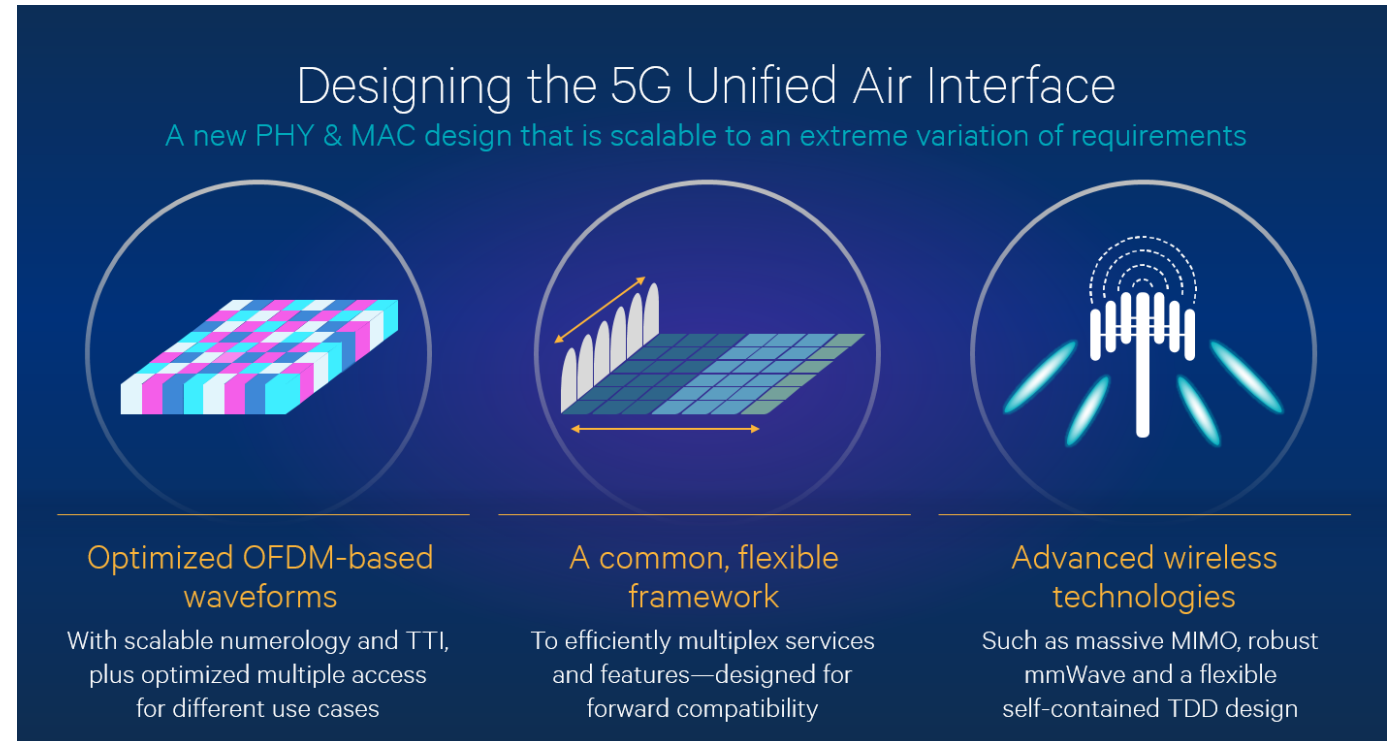
Early R&D investments | Best-in-class prototypes | Fundamental contributions to 3GPP

5G NR standard aligned with our early 5G design


A testament to the impact of our
early 5G R&D and fundamental
contributions to 3GPP

November 2015

Qualcomm Technologies' 5G Analyst Day



Scalable OFDM-based 5G NR air interface



Qualcomm Research is a division of Qualcomm Technologies, Inc.

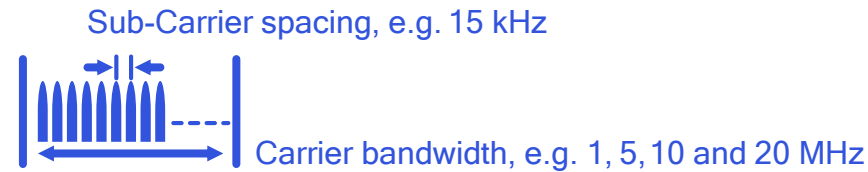
1. Such as Weighted Overlap Add (WOLA) utilized in LTE systems today. 2. DFT-Spread (DFT-S) OFDM. 3. Such as non-orthogonal Resource Spread Multiple Access (RSMA)

3GPP Rel-15 specifications aligned with Qualcomm Research whitepaper published Nov 2015 [link]

Scalable 5G NR OFDM numerology–examples

Outdoor macro coverage

e.g., FDD 700 MHz



Outdoor macro and small cell

e.g., TDD 3-5 GHz



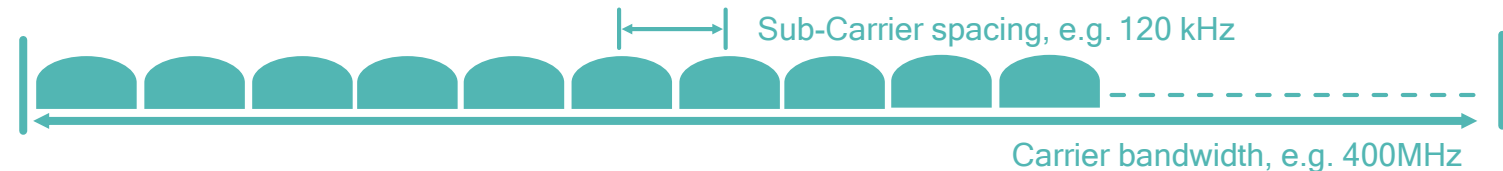
Indoor wideband

e.g., unlicensed 6 GHz



mmWave

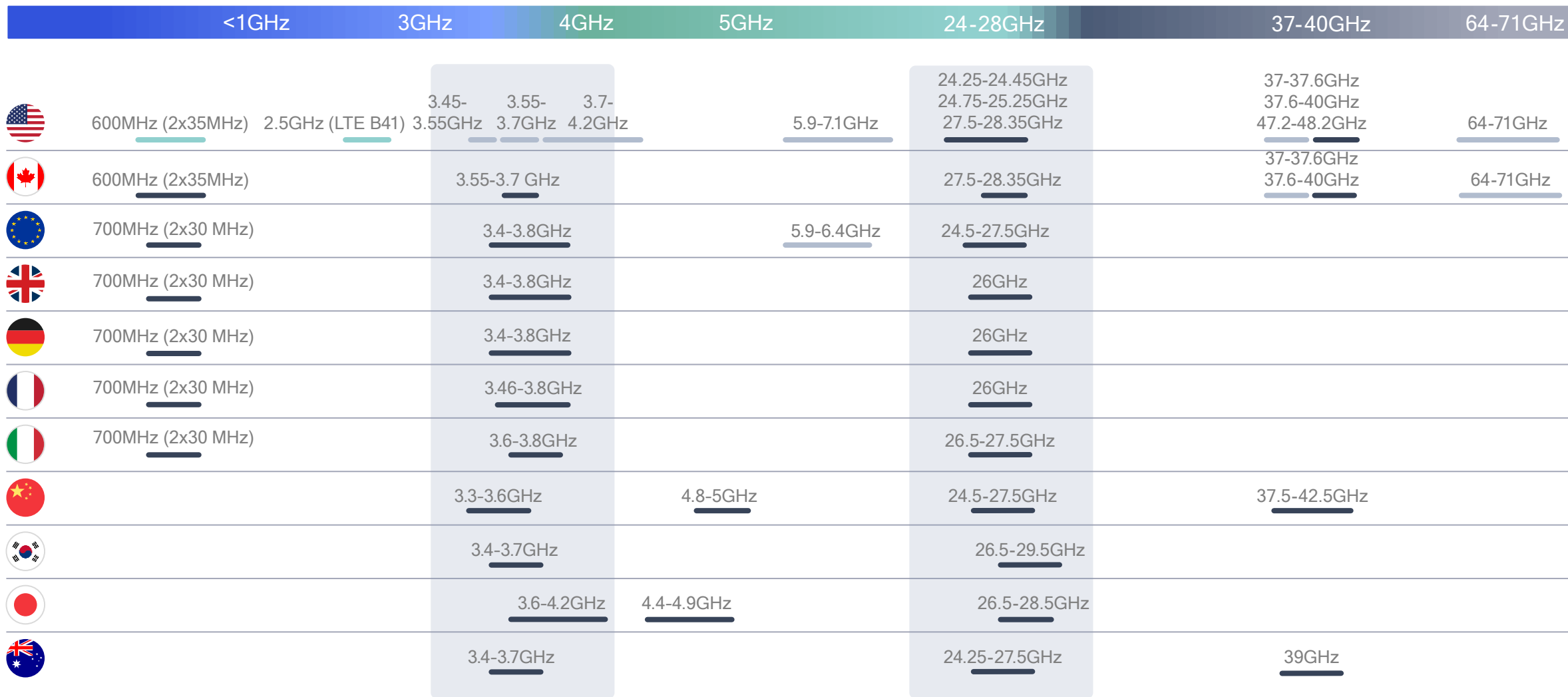
e.g., TDD 28 GHz



2^n scaling of Sub-Carrier Spacing (SCS)

Efficiently address 5G diverse spectrum, deployments and services

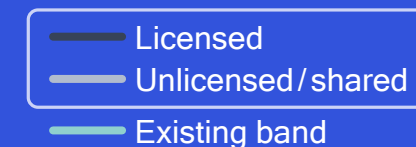
Scaling reduces FFT processing complexity for wider bandwidths with reusable hardware



Designed for diverse spectrum bands/types

Global snapshot of 5G spectrum bands allocated or targeted

New 5G band



Flexible slot-based 5G NR framework

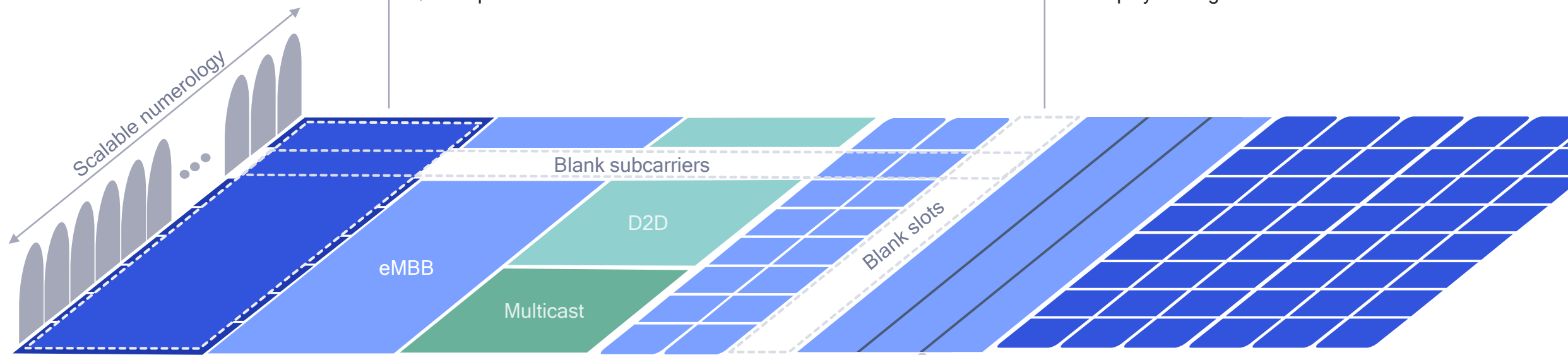
Efficiently multiplex envisioned and future 5G services on the same frequency

Scalable slot duration

Efficient multiplexing of diverse latency and QoS requirements

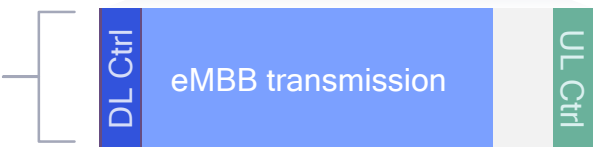
Forward compatibility

Transmissions well-confined in time/frequency to simplify adding new features in future



Self-contained slot structure

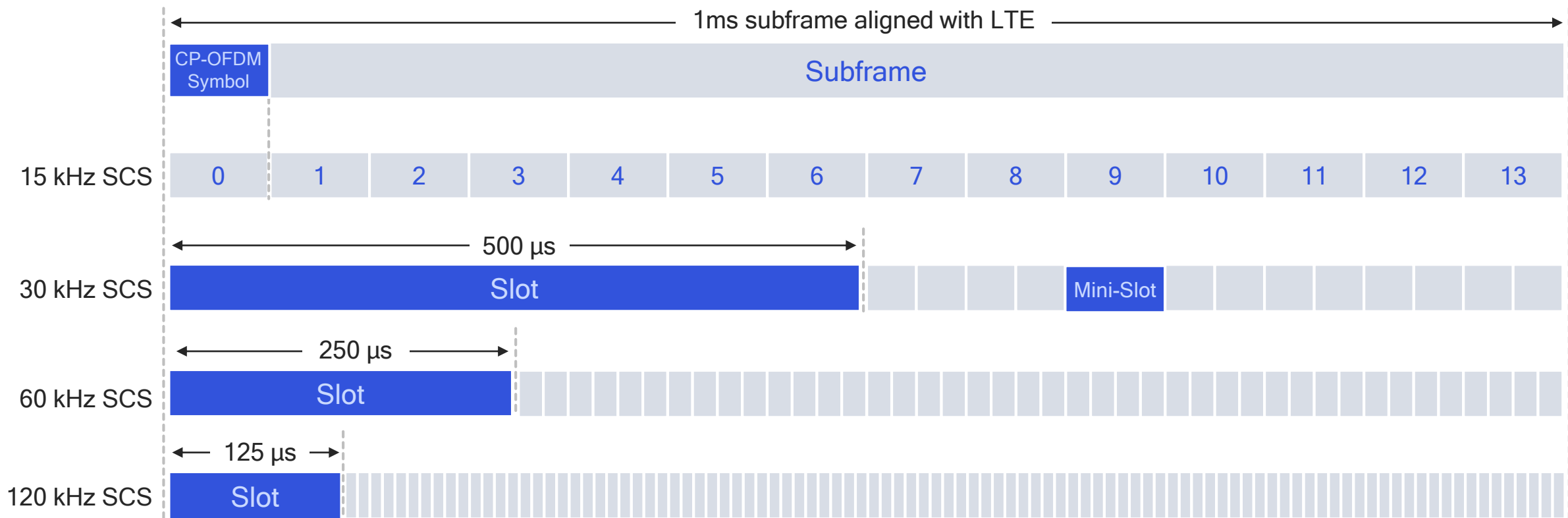
Ability to independently decode slots and avoid static timing relationships across slots



Nominal traffic puncturing

To enable URLLC transmissions to occur at any time using mini-slots

Scalable 5G NR slot duration for diverse latency/QoS



14 OFDM symbols per slot with mini-slot (2, 4, or 7 symbols) for shorter transmissions¹

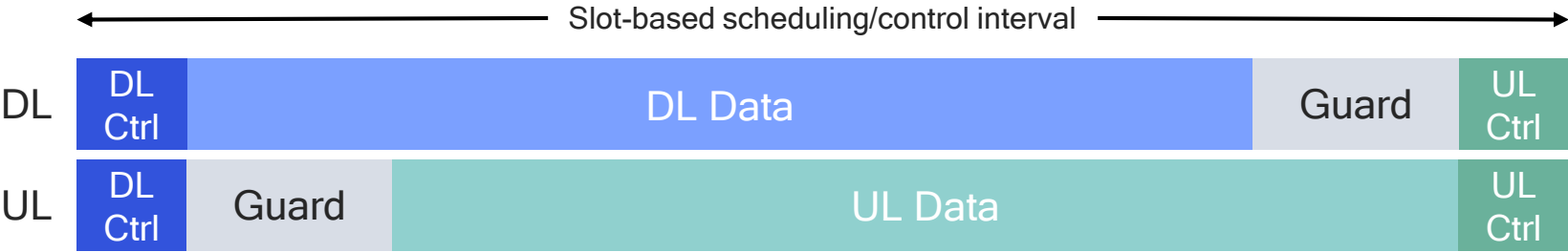
Supports slot aggregation for data-heavy transmissions

Efficient multiplexing of long and short transmissions²

Flexible 5G NR slot structures – Examples

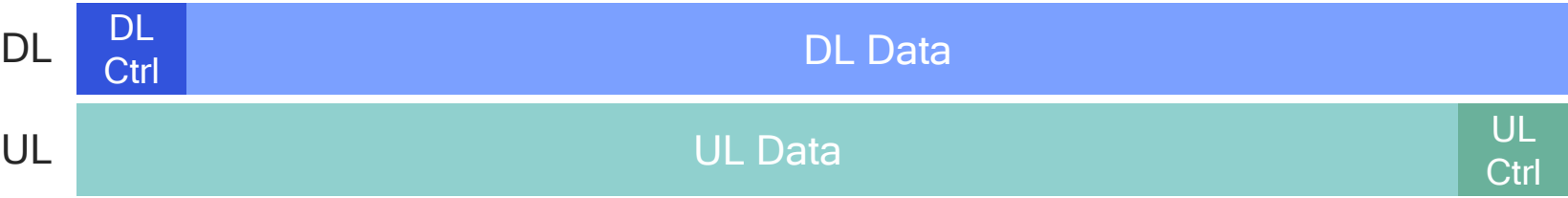
TDD Self-Contained

Opportunity for UL/DL scheduling, data and ACK/SRS in the same slot




Data-centric

More relaxed TDD timing configurations + FDD operation




Mini-slot

Optimized for shorter data transmissions, e.g. URLLC



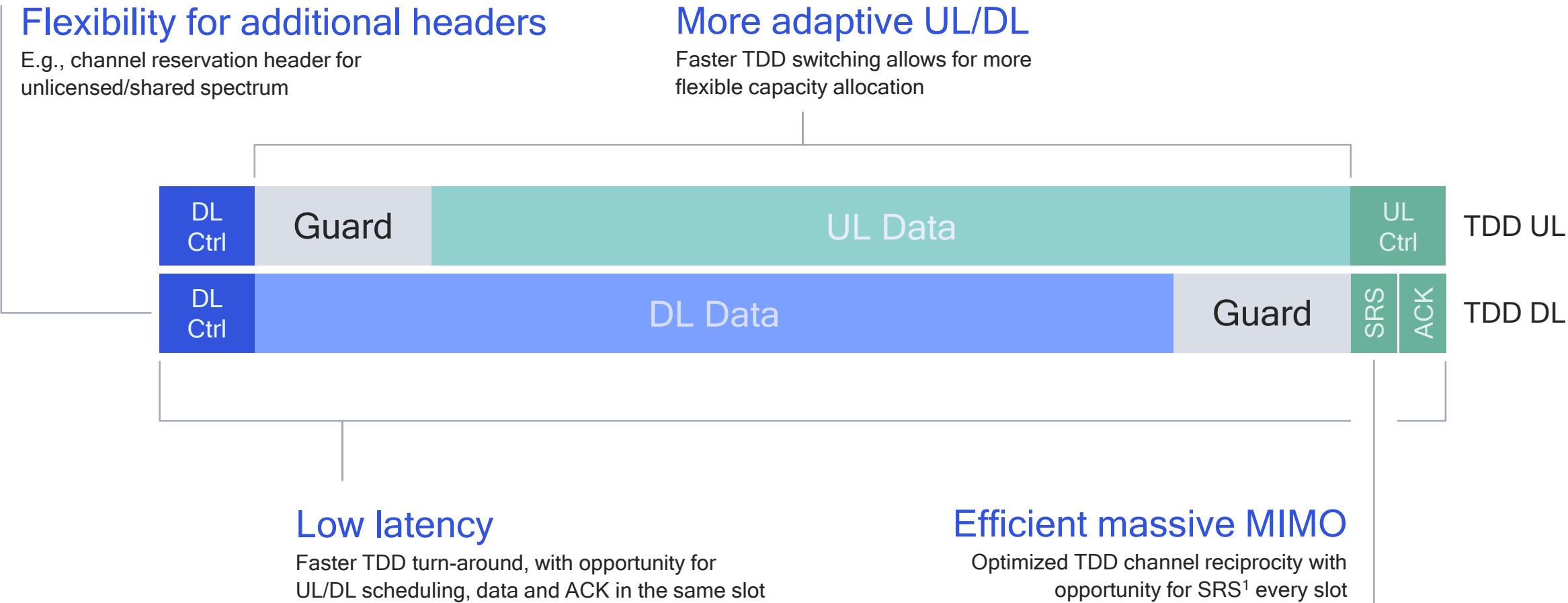
Blank slot

Designed in a way not to limit future feature introductions



Benefits of the 5G NR TDD self-contained slot

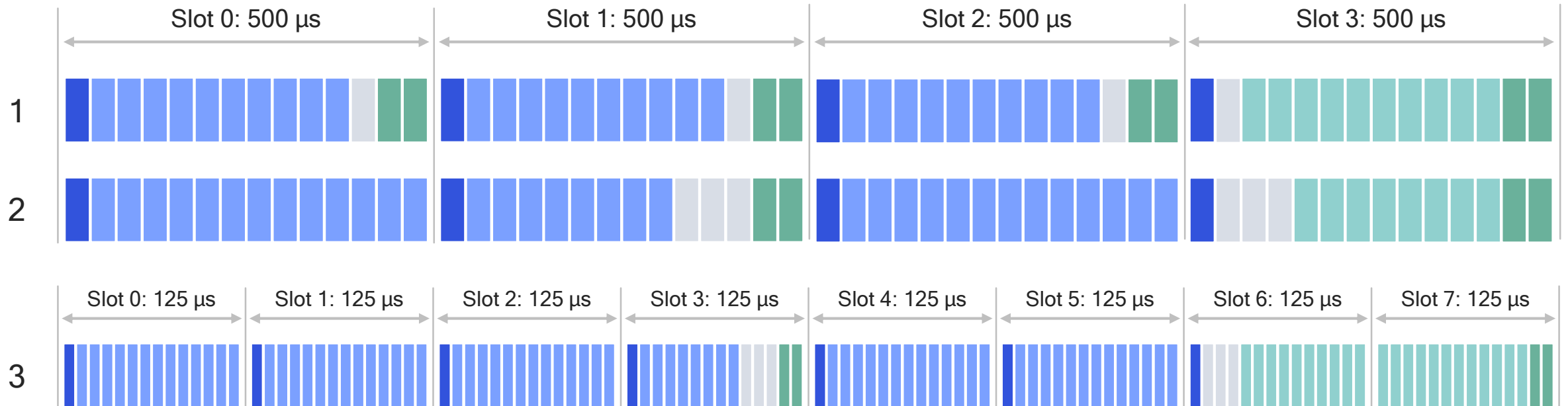

Much faster, more flexible TDD switching and turn-around than 4G LTE



1. Sounding Reference Signal

5G NR TDD self-contained slot structure in action

Three examples showcasing faster TDD switching for low latency



DL reference signals (DL DMRS) & UL Reference + Sounding (UL DSMR, SRS) not showed for simplicity

1. Indoor (sub-6 or mmWave)

- Shorter guard for indoor deployment
- Fast turn-around (DL/UL switch per slot)
- Ultra-low latency possible on every slot
- Maximum flexibility for UL/DL allocation

2. Outdoor (sub-6 or mmWave)

- Larger guard for outdoor deployment
- DL/UL switch per 1ms (5x faster than LTE)
- Slot 1 opportunity for ultra-low latency
- Bulk of UL traffic goes on Slot 3

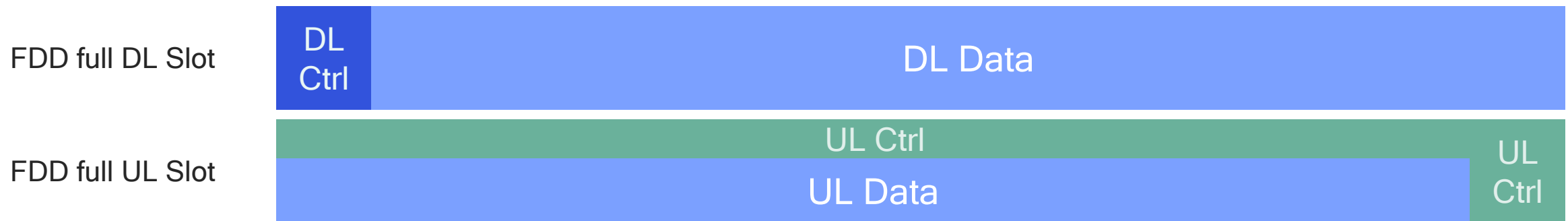
3. Outdoor mmWave

- Larger guard for outdoor deployment
- 6:2 configuration every 1ms (120kHz SCS)
- Slot 3 opportunity for ultra-low latency
- Bulk of UL traffic goes on Slots 6 & 7

5G NR flexible FDD slot structure

Delivering low latency, extended coverage, and forward compatibility

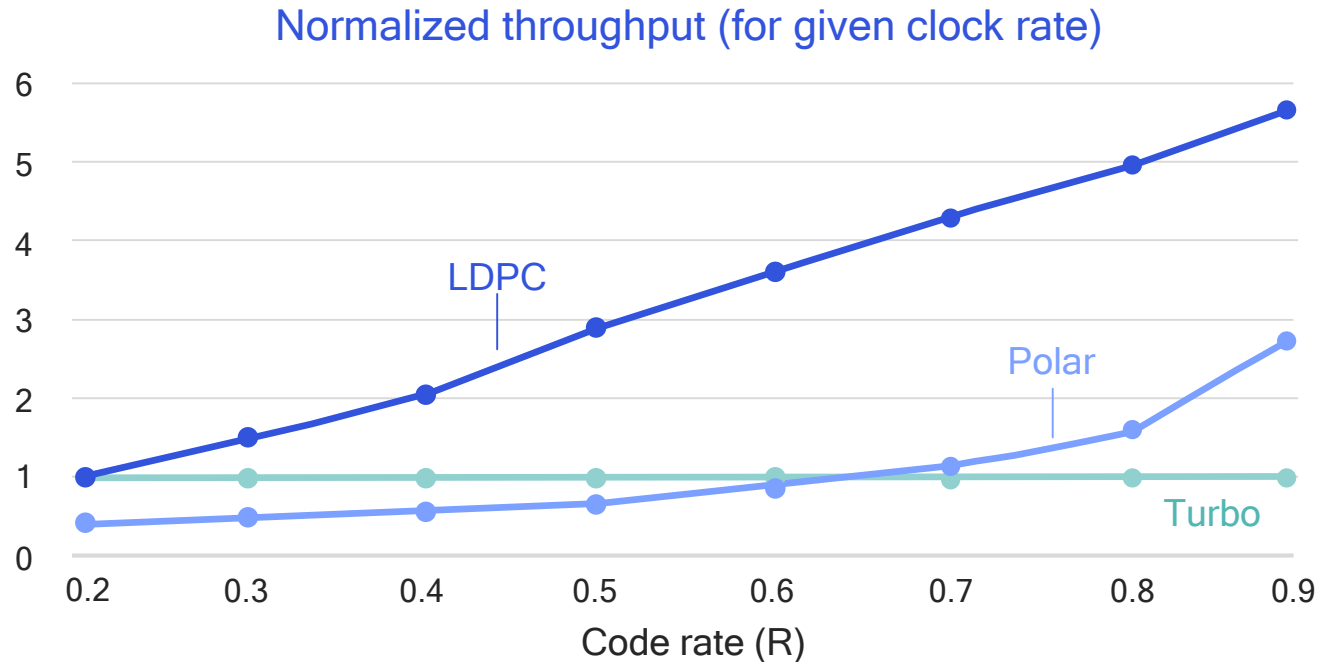
FDD baseline for continuous transmission and extended coverage



FDD partial slot for faster DL/UL turn-around and efficient half-duplex FDD implementation



Advanced ME-LDPC¹ channel coding is more efficient than LTE Turbo code at higher data rates



High efficiency

Significant gains over LTE Turbo—particularly for large block sizes suitable for MBB

Low complexity

Easily parallelizable decoder scales to achieve high throughput at low complexity

Low latency

Efficient encoding/decoding enables shorter transmission time at high throughput

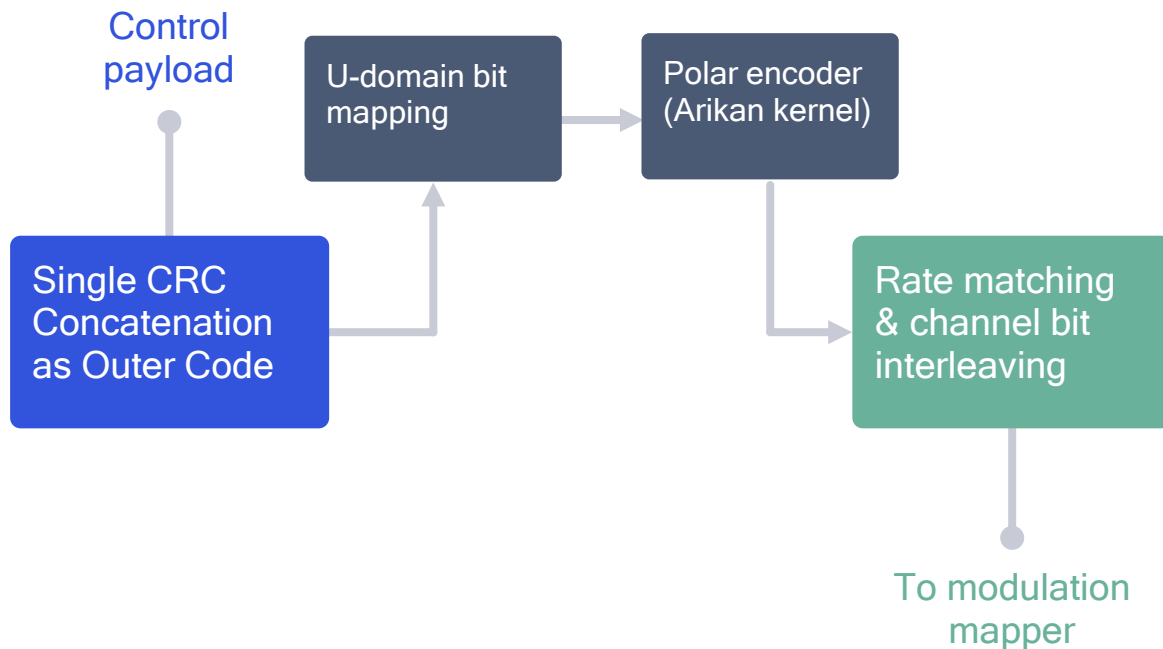
1. Multi-Edge Low-Density Parity-Check

Selected as 5G NR eMBB data channel as part of 3GPP Release-15

Performance gains of CRC-Aided Polar channel coding led to its adoption across many 5G NR control use cases

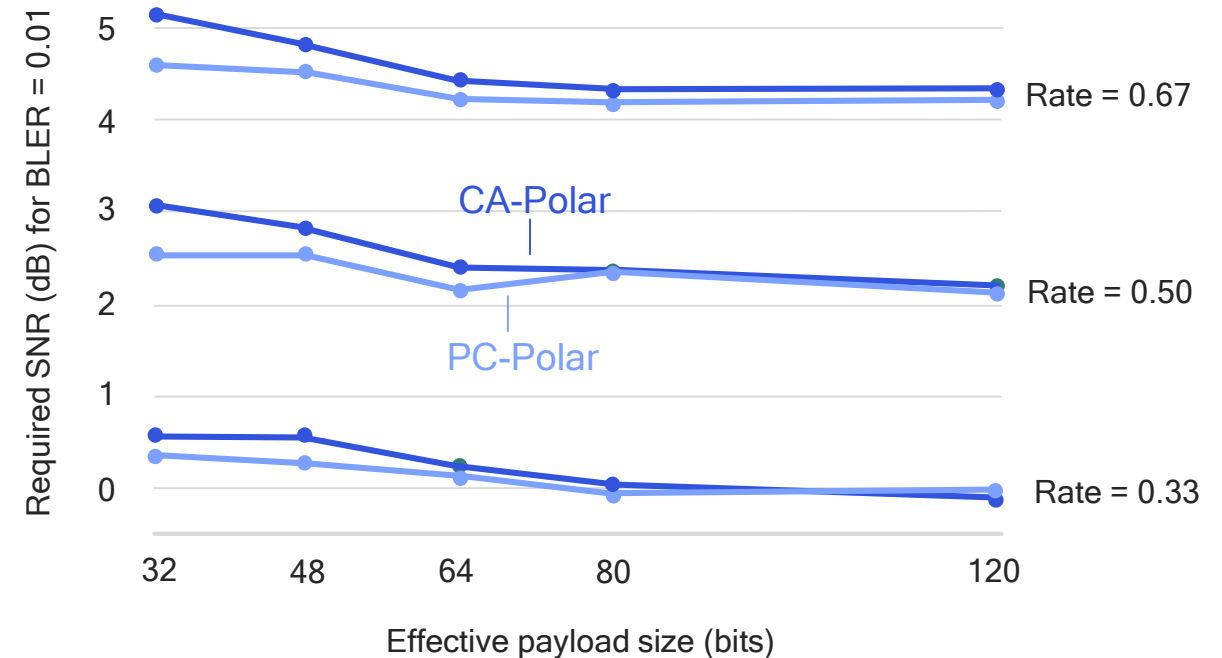
5G NR CRC-Aided (CA-Polar) design

Efficient construction based on single Cyclic Redundancy Check (CRC) for joint detection and decoding



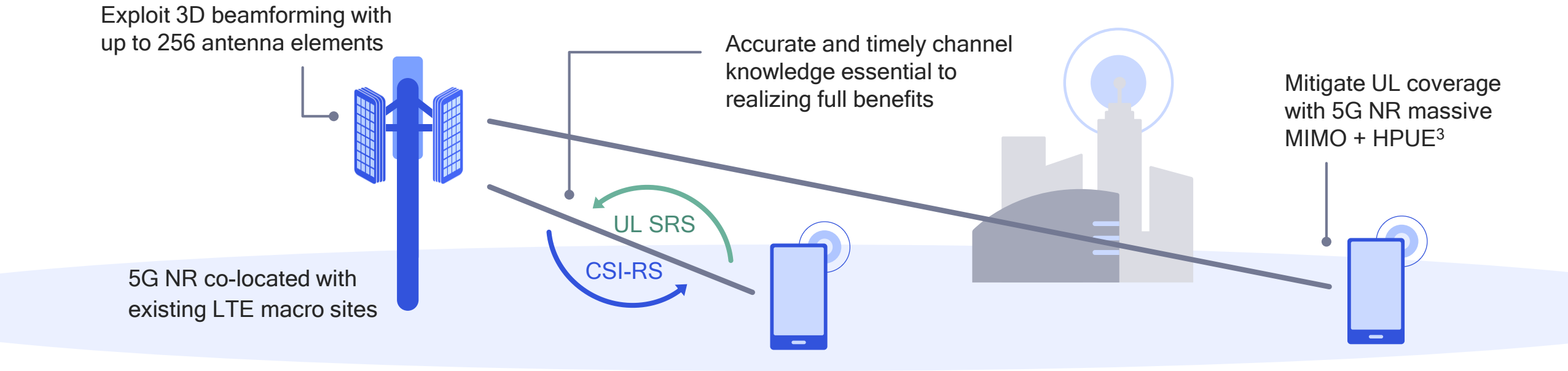
Link-level gains of 5G NR CA-Polar design

Versus PC-Polar¹ (lower is better)



5G NR optimized design for massive MIMO

Key enabler for using higher spectrum bands, e.g. 4 GHz, with existing LTE sites



Enabled through an advanced 5G NR end-to-end Massive MIMO design (network and device)

Optimized design for TDD reciprocity procedures utilizing UL SRS¹

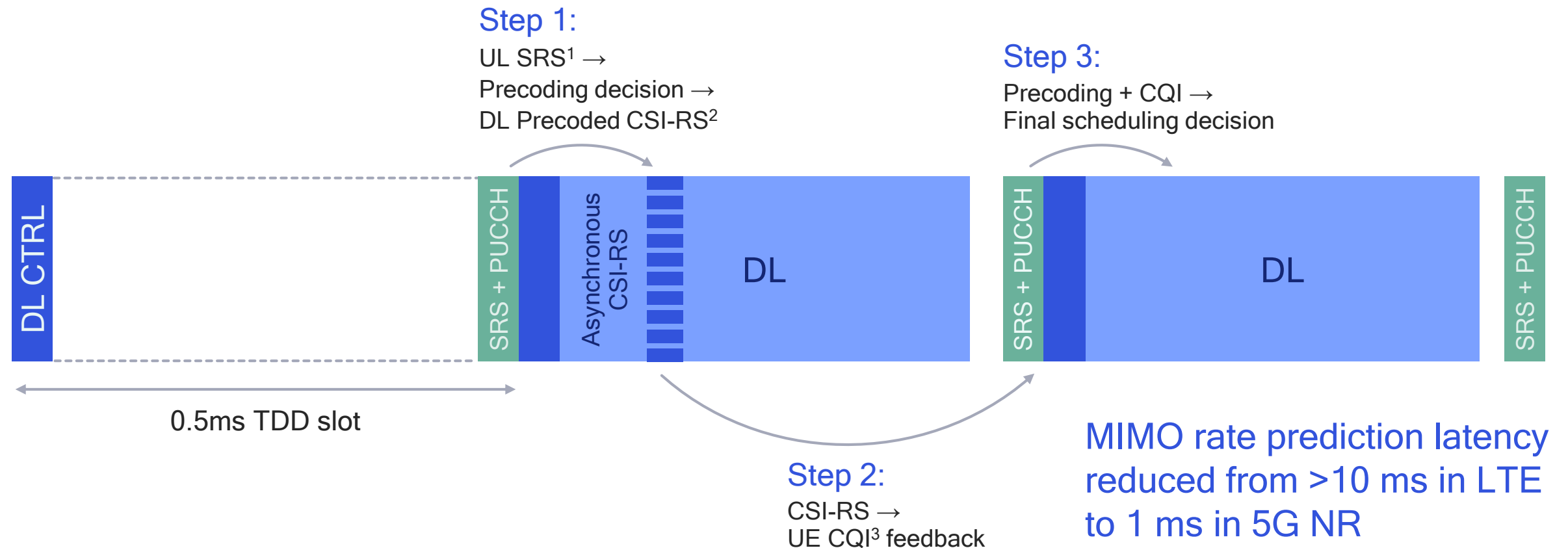
Enhanced CSI-RS² design and reporting mechanism

Advanced, high-spatial resolution codebook supporting up to 256 antennas

New features, such as distributed MIMO

5G NR optimized design for TDD reciprocity procedures

5G NR slot structure and enhanced Ref Signals enable fast/accurate feedback



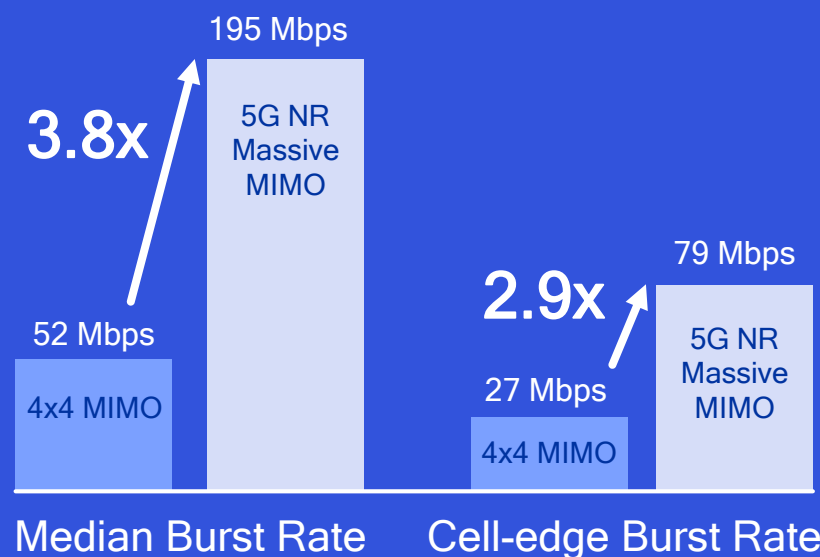
*Sub-6 GHz, macro cell numerology, 30 kHz tone spacing; Channel sounding opportunity increases from ≤ 200 Hz with LTE to 2 kHz with 5G NR.

1. Sounding Reference Signal. 2. Channel State Information Reference Signal. 3. Channel Quality Indicator



5G NR massive MIMO increases coverage & capacity

Faster, more uniform data rates throughout cell



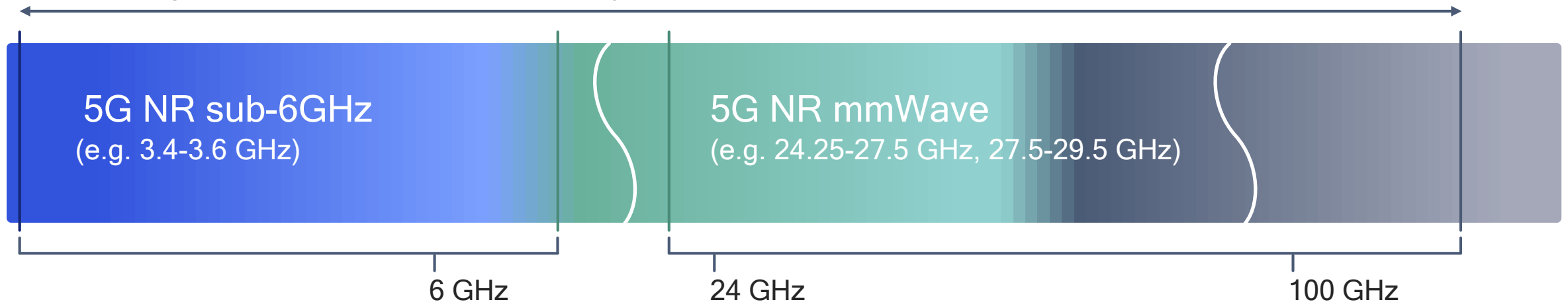
Assumptions: carrier frequency 4GHz; 200m ISD, 200MHz total bandwidth; base station: 256 antenna elements (x-pol), 48dBm Tx power; UE: 4 Tx/Rx antenna elements, 23dBm max. Tx power; full buffer traffic model, 80% indoor and 20% outdoor UEs.

The large bandwidth opportunity for mmWave

The new frontier of mobile broadband



Unified design across diverse spectrum bands/types



Multi-Gbps data rates

With large bandwidths (100s of MHz)

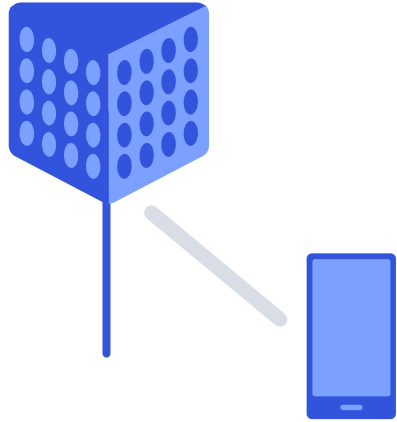
Much more capacity

With dense spatial reuse

Lower latency

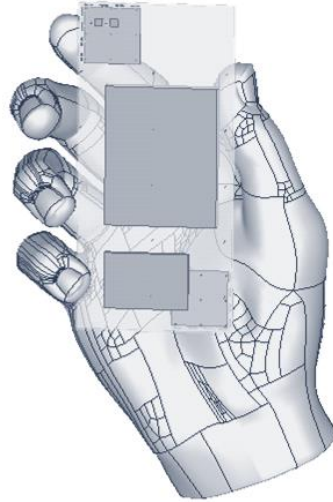
Opens up new opportunities

Overcoming numerous challenges to mobilize mmWave



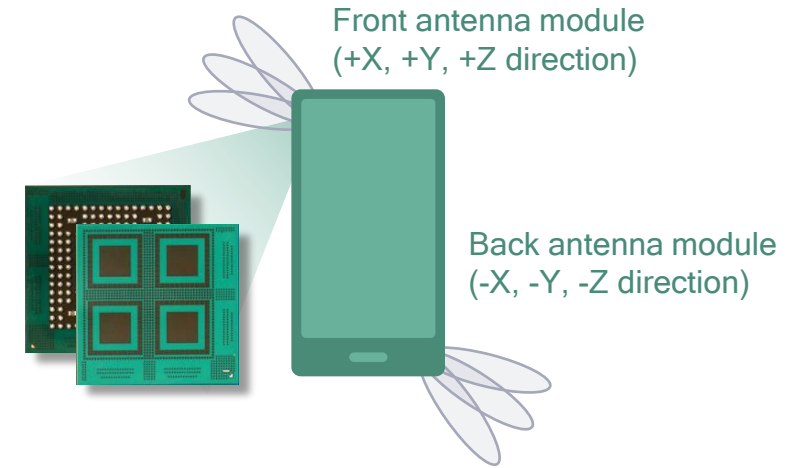
Coverage

Analog beamforming with narrow beamwidth to overcome significant path loss in bands above 24 GHz



Robustness

Adaptive beam steering and switching to overcome blockage from hand, head, body and foliage

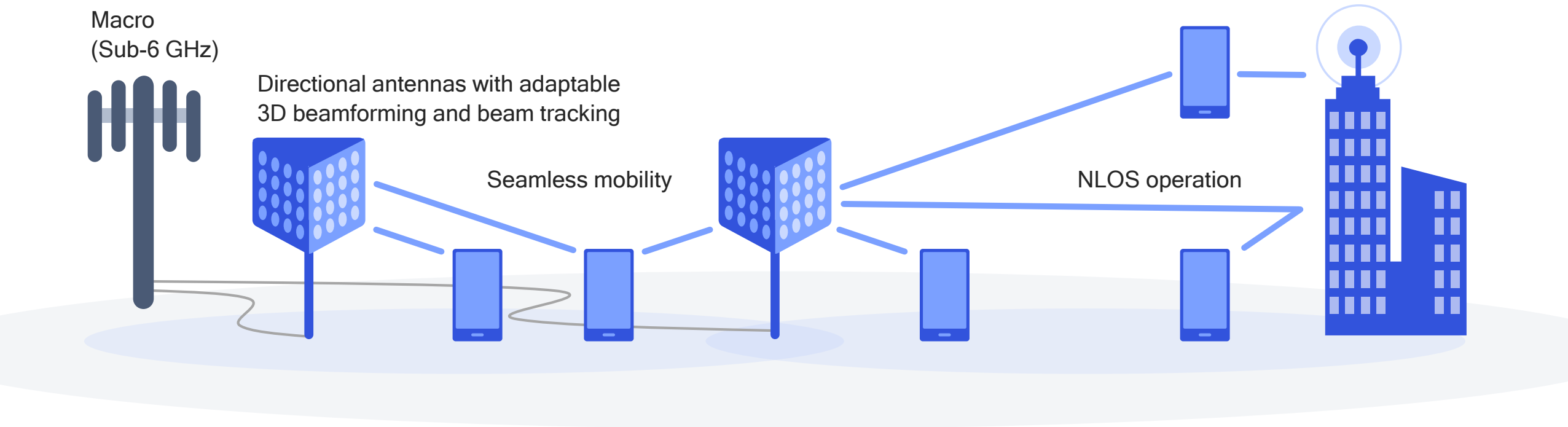


Device size/power

Different antenna configurations (face/edge) to fit mmWave design in smartphone form factor and thermal constraints

Mobilizing mmWave with 5G NR technologies

Key properties for robust mmWave operation in a NLOS mobile environment



Very dense network topology and spatial reuse (~150-200m ISD)


Fast beam steering and switching within an access point

Architecture that allows for fast beam switching across access points


Tight integration with sub-6 GHz (LTE or NR)



Handheld and in-vehicle UEs with hand-blocking

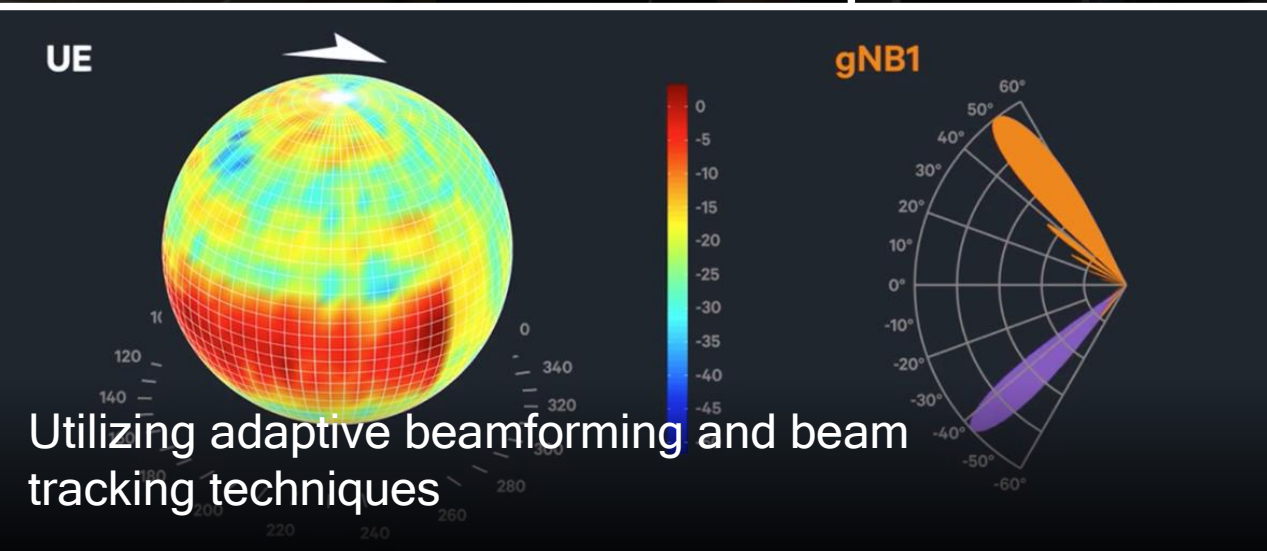


Multiple gNodeBs with seamless handovers

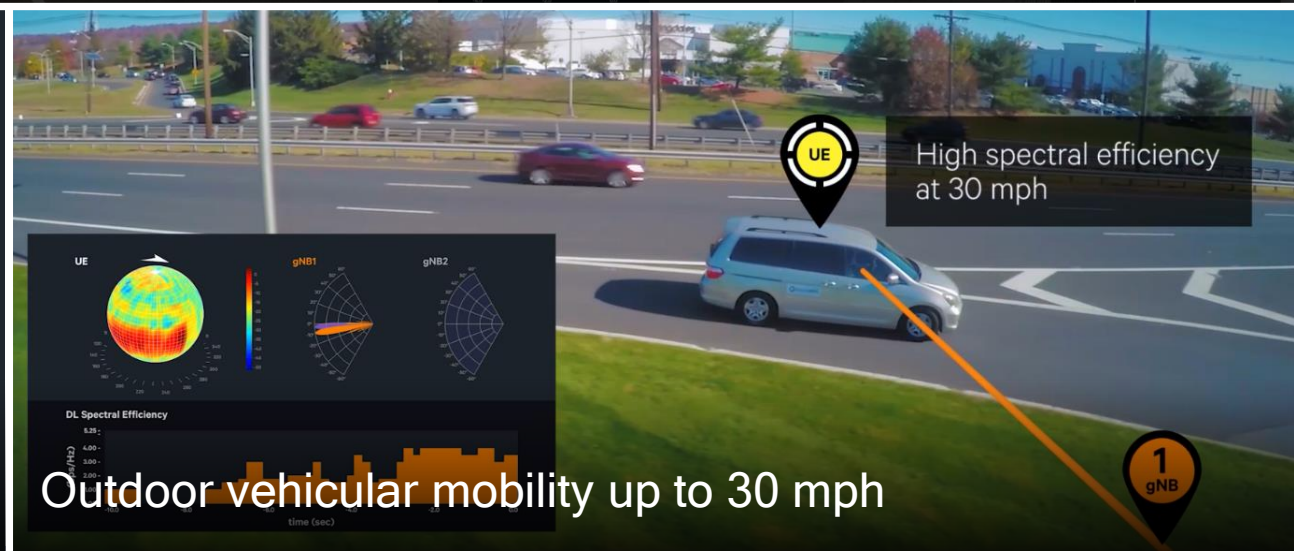


Indoor mobility with wall penetration and dynamic blocking

Wall penetration



Utilizing adaptive beamforming and beam tracking techniques

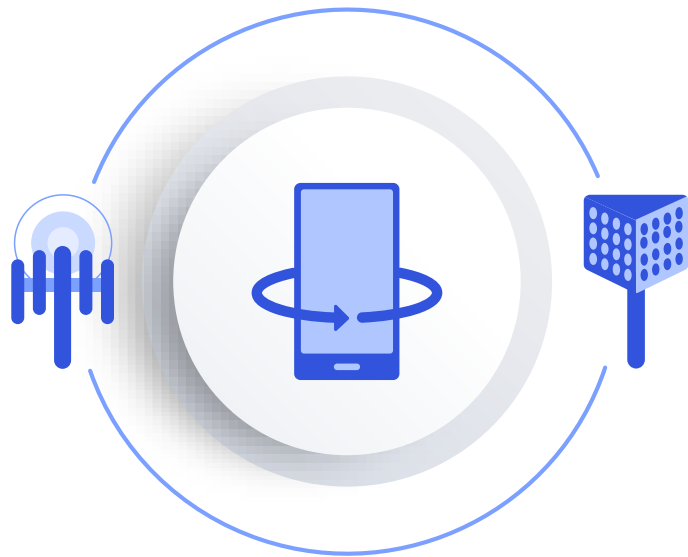


Outdoor vehicular mobility up to 30 mph

Qualcomm Research 5G mmWave prototype

Showcasing robust mobile communications in real-world OTA testing

Spectrum aggregation essential to 5G NR deployments



Carrier Aggregation (CA) and Dual Connectivity enable deployments with tightly and loosely coordinated cells

Dual Connectivity across LTE and NR

Fully leveraging LTE investments and coverage, including NSA operation for early 5G NR deployments

CA across spectrum bands

E.g., tight CA between 5G NR mmWave and sub-6 GHz to address mmWave coverage gaps

CA across FDD and TDD bands

Sub-1 GHz and mid/high band aggregation; supplemental uplink for better coverage, supplemental downlink for capacity

CA across spectrum types

E.g., Licensed and unlicensed with 5G NR Licensed Assisted Access (LAA) – approved Rel-15 Study Item

Building on solid LTE CA and Dual Connectivity foundation

LTE Rel-10+

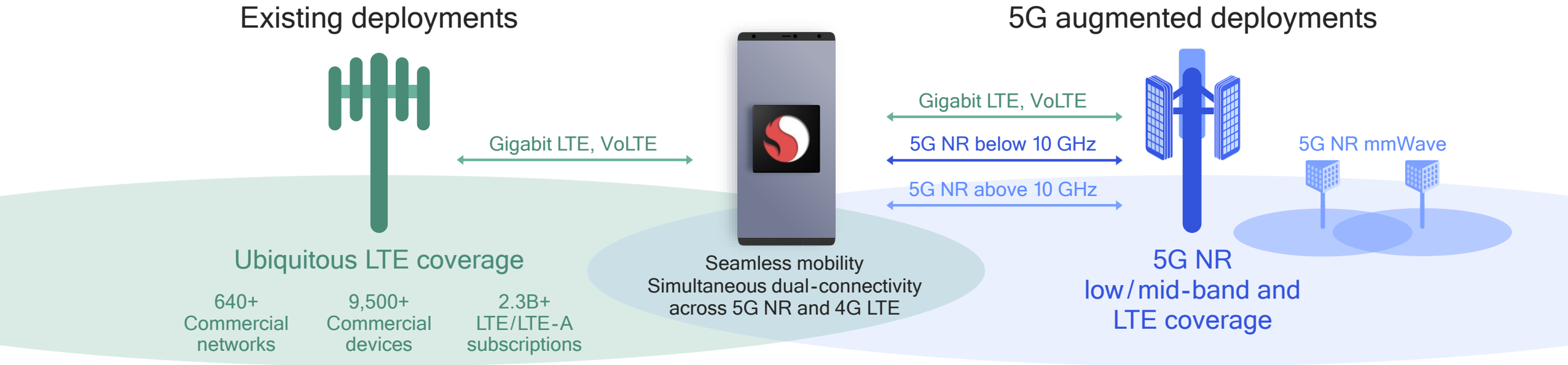
Supplemental DL
FDD/TDD CA
LAA CA
Dual Connectivity

5G NR Rel-15+

LTE/5G NR NSA
Supplemental UL
Supplemental DL
FDD/TDD CA
NR LAA CA
Dual Connectivity

Dual connectivity to fully leverage LTE investments

Gigabit LTE provides the coverage foundation for 5G eMBB



Qualcomm Snapdragon is a product of Qualcomm Technologies, Inc. Source: GSA (www.gsacom.com)—Oct 2017 on network launches, Oct 2017 on subscriptions, Nov 2017 on commercial devices

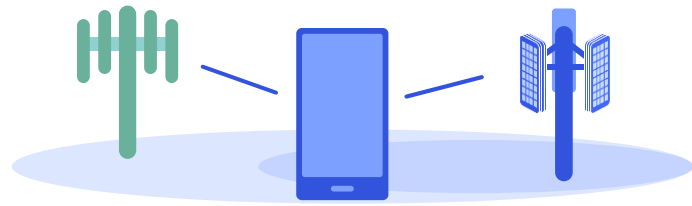

Enabling gigabit experiences everywhere

Providing VoLTE leveraging LTE's ubiquitous coverage

Supplementing 5G NR mid-band and mmWave

5G NR FDD/TDD CA to support mid-band deployments

Low-band FDD can help increase 5G NR TDD UL data rate/range¹



Non-Standalone (NSA)

Low-band LTE or NR UL can help increase UL data rate/range



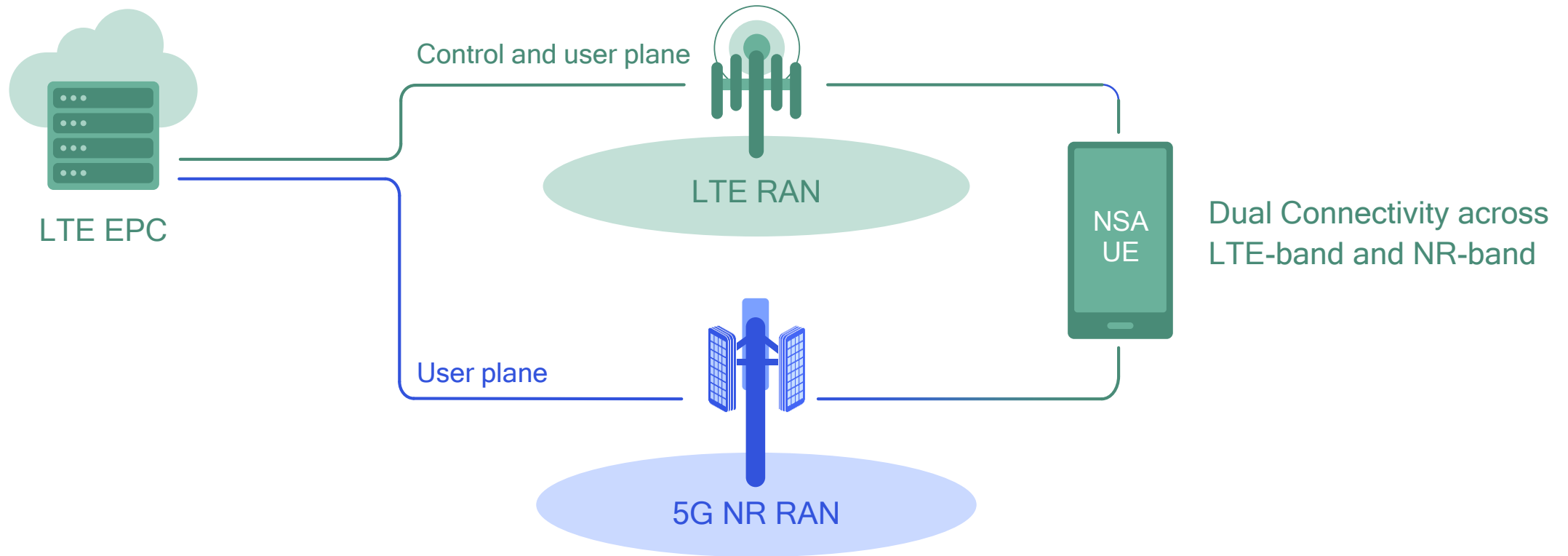
Standalone (SA)

NR low-band can carry NR uplink control and data for edge cell users



¹ Thanks to less path loss and no DL:UL split - depends on massive MIMO, site density, TDD configuration

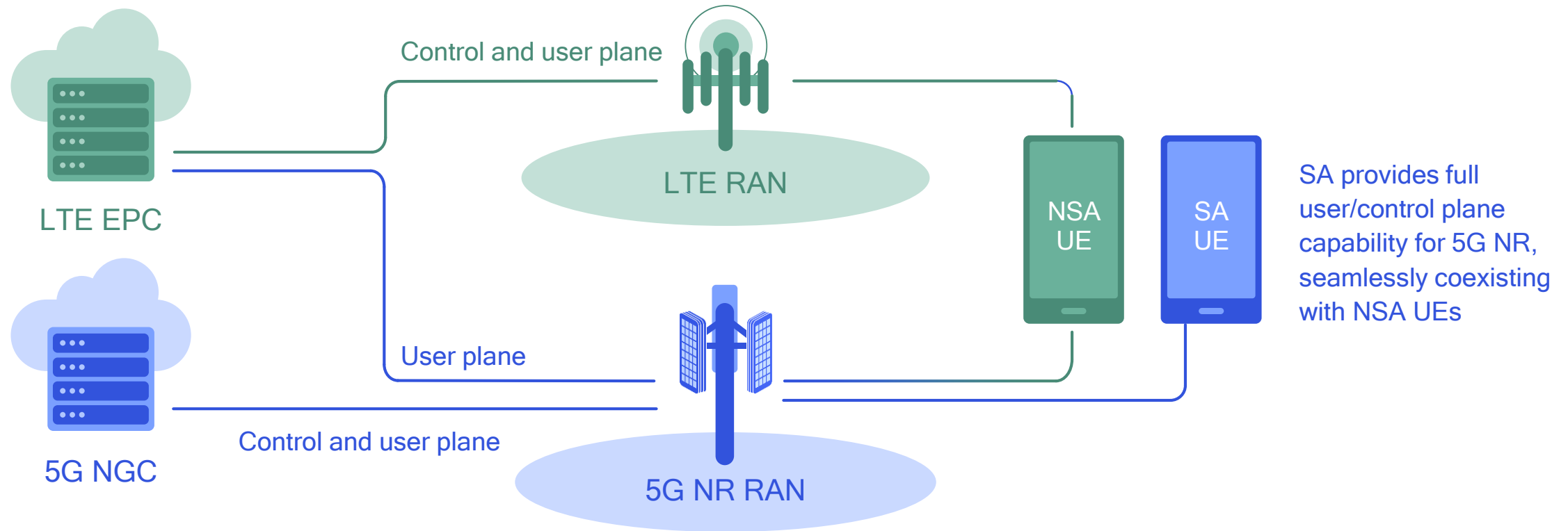
NSA 5G NR is accelerating 5G NR deployments for 2019



Non-Standalone (NSA) leverages LTE RAN and EPC for coverage and mobility

While introducing 5G NR to enhance the user plane performance and efficiency

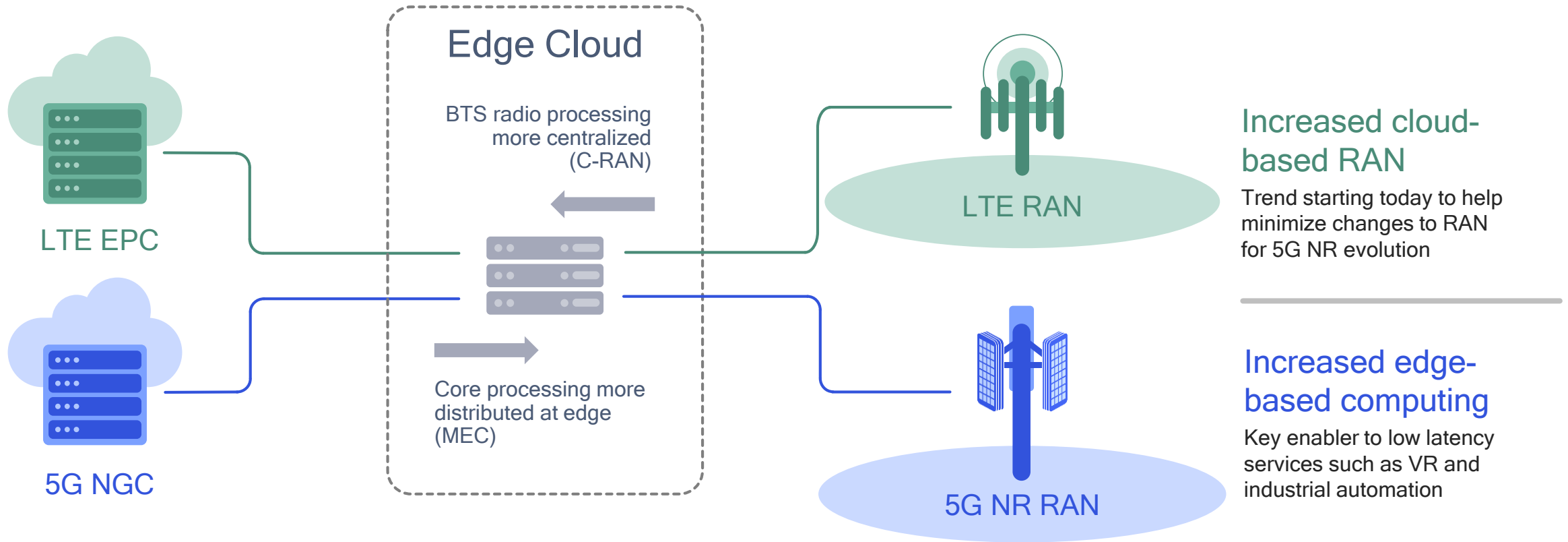
NSA stepping stone to SA 5G NR for full 5G capability



Standalone (SA) utilizes 5G NextGen Core Network (NGC)

Leveraging SDN/NFV technologies to create optimized network slices and deliver on 5G's full potential

Ongoing network evolutions simplify NSA to SA evolution



Mitigate impact to legacy services and in-market devices while network evolves

Making 5G NR a commercial reality for 2019



Best-in-class 5G prototype systems

Designing and testing 5G technologies for many years



5G NR standards and technology leadership

Our technology inventions are driving the 5G NR standard



5G NR interoperability testing and trials

Leveraging prototype systems and our leading global network experience



Qualcomm
snapdragon
X50 5G modem

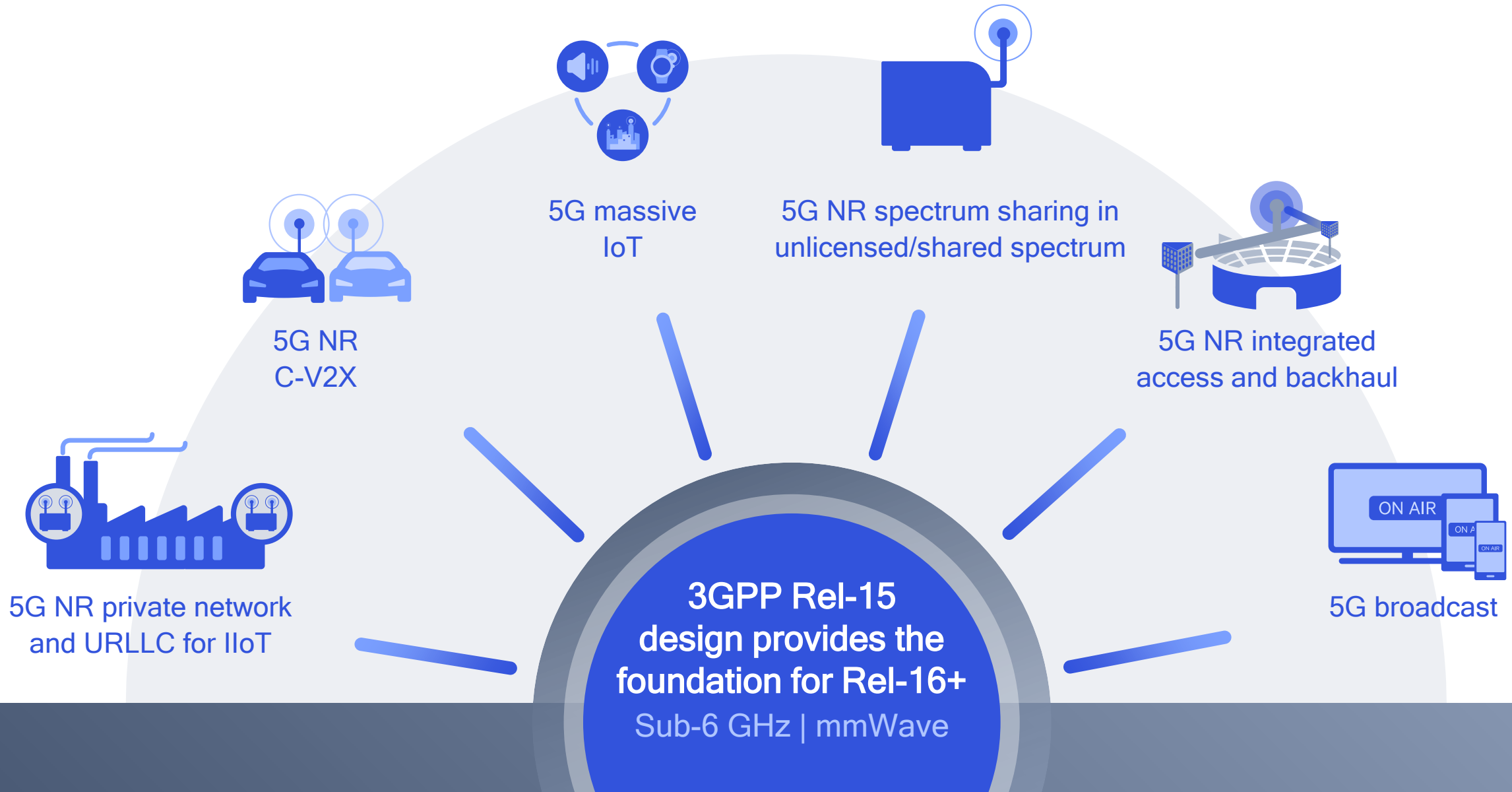
Modem and RFFE leadership

Announced the Qualcomm Snapdragon X50 5G modem family

Qualcomm Snapdragon is a product of Qualcomm Technologies, Inc. and/or its subsidiaries

————— LTE foundational technologies —————→

Driving a rich 5G roadmap in Release 16 and beyond



Qualcomm

5G NR

5G is the foundation to what's next.
We are the foundation to 5G.

Learn more at www.qualcomm.com/5G



Making 5G NR
a commercial reality
for 2019 eMBB
deployments



Driving the expansion
of 5G NR ecosystem
and opportunity

Questions?

Connect with Us



www.qualcomm.com/wireless



BLOG

www.qualcomm.com/news/onq



[@qualcomm_tech](https://twitter.com/qualcomm_tech)






<http://www.youtube.com/playlist?list=PL8AD95E4F585237C1&feature=plcp>



<http://www.slideshare.net/qualcommwirelessevolution>



Thank you!

Follow us on:   

For more information, visit us at:

www.qualcomm.com & www.qualcomm.com/blog

Nothing in these materials is an offer to sell any of the components or devices referenced herein.

©2018 Qualcomm Technologies, Inc. and/or its affiliated companies. All Rights Reserved.

Qualcomm is a trademark of Qualcomm Incorporated, registered in the United States and other countries. Other products and brand names may be trademarks or registered trademarks of their respective owners.

References in this presentation to “Qualcomm” may mean Qualcomm Incorporated, Qualcomm Technologies, Inc., and/or other subsidiaries or business units within the Qualcomm corporate structure, as applicable. Qualcomm Incorporated includes Qualcomm’s licensing business, QTL, and the vast majority of its patent portfolio. Qualcomm Technologies, Inc., a wholly-owned subsidiary of Qualcomm Incorporated, operates, along with its subsidiaries, substantially all of Qualcomm’s engineering, research and development functions, and substantially all of its product and services businesses, including its semiconductor business, QCT.