

May 2021

Munich, Germany

@qualcomm

Qualcomm

# RFFE Auto

**Peter Schrey**

Sr. Manager, Product Marketing  
RF360 Europe GmbH

# Agenda

## Auto Telematics

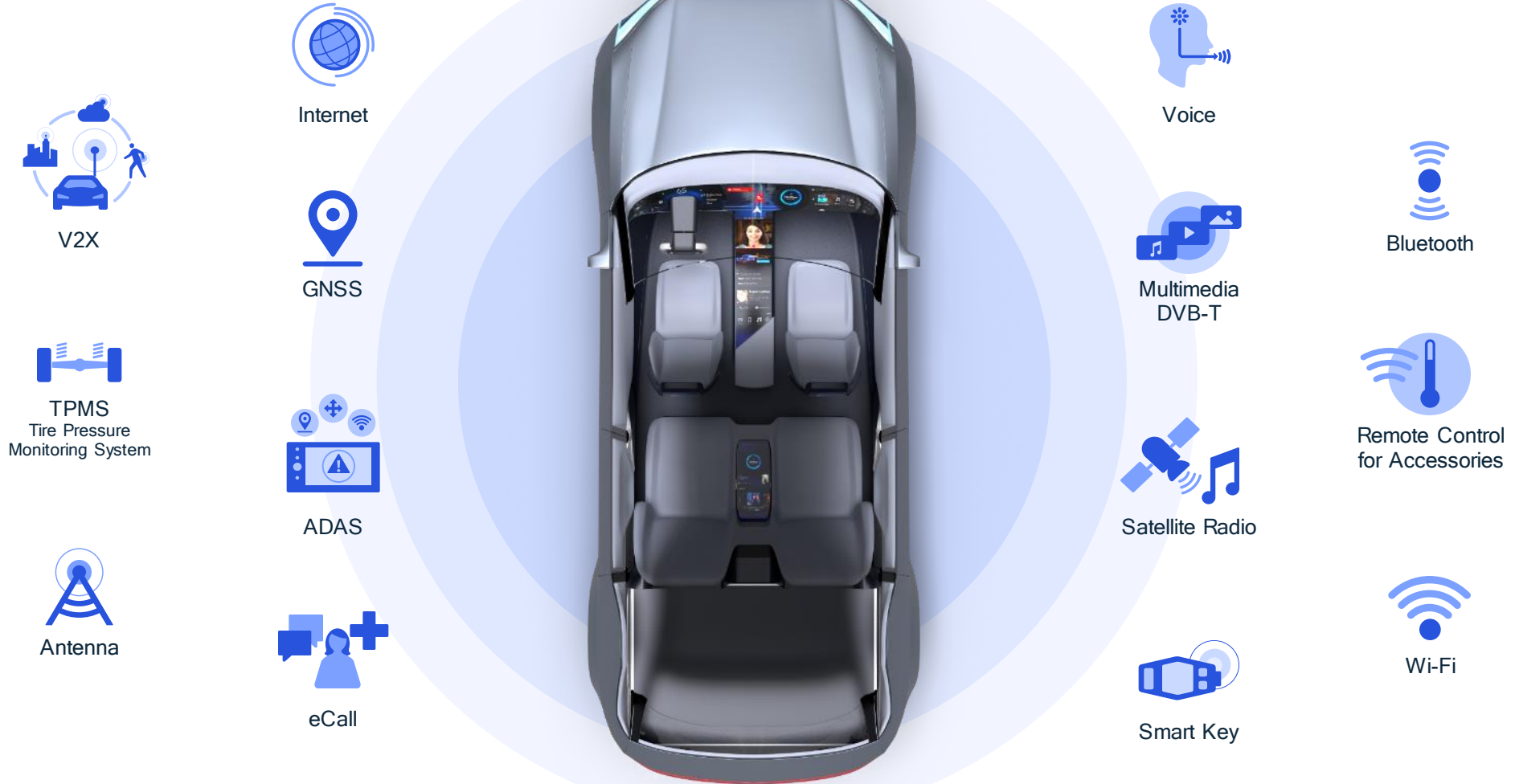
- Automotive Electronics
- Innovation
- Telematics 4G/5G
- Wi-Fi / Bluetooth
- Digital Radio
- Extractor
- Positioning / GNSS
- Car Access / RKE
- Look up
- Q&A





# Automotive

# Automotive applications with RFFE





# Customer benefits

Qualcomm Technologies offers a specialized RFFE portfolio for automotive applications

- Component qualification in line with AEC-Q100/200
- Long lifetime / production cycle
- PPAP available
- Discrete components certified to automotive standard IATF 16949
- Special frequencies and customized product solutions
- Comprehensive application support

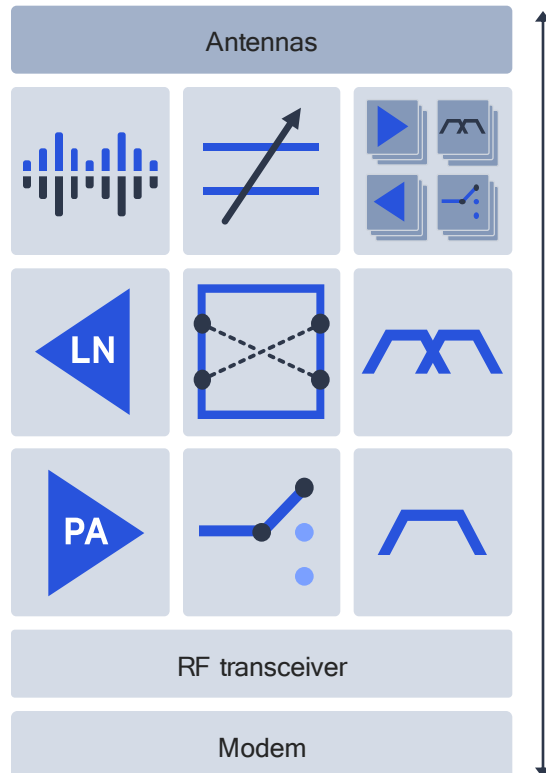


# Qualcomm® RF Front End (RFFE) solution



Creating value for customers in the more and more complex RF environment

Qualcomm Technologies unique  
modem-to-antenna solution



Qualcomm Technologies brings together  
a vast set of advanced RF front-end  
technologies to

- build a comprehensive mobile platform that is designed to maximize throughput and thermal performance
- accelerate time-to-launch for 5G multimode devices in challenging automotive designs.

# SAW/BAW automotive component qualification

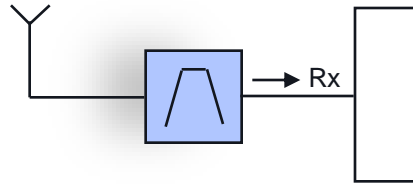


Package technology	Automotive Ceramic	Automotive Qualcomm® CSSP™
Package size [x.x mm * y.y mm]	2520, 3025, 3030, 3838	1109, 1411, 1511, 1612, 1814, 2016
AEC-Q200 grade	yes → grade 1 (-40 to +125 °C)	grade 3 (-40 to +85 °C) yes → grade 2 (-40 to +105 °C) grade 1 (-40 to +125 °C)
Temperature cycling	1000 cycles @ (-40°C to +125°C)	1000 cycles @ (-40°C to +85 / 105 / 125 °C)
Biased or static humidity @ 85°C, 85% rel. humidity	1000 hours	1000 hours

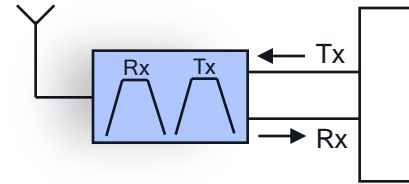
# Filter Types



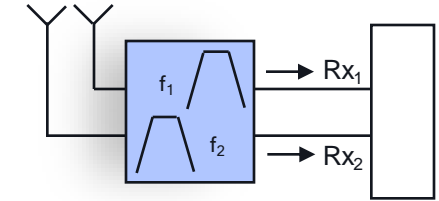
Single



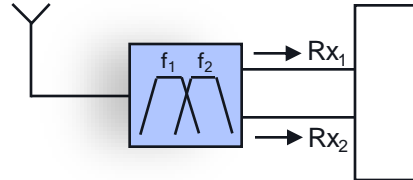
Duplexer



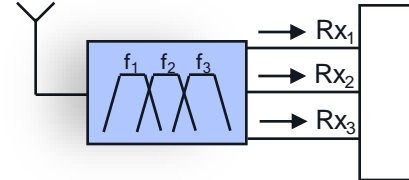
2 in 1



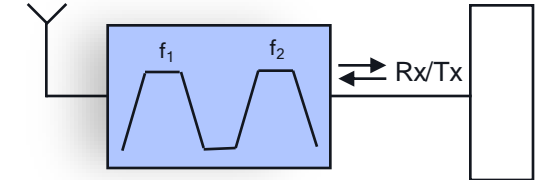
Diplexer



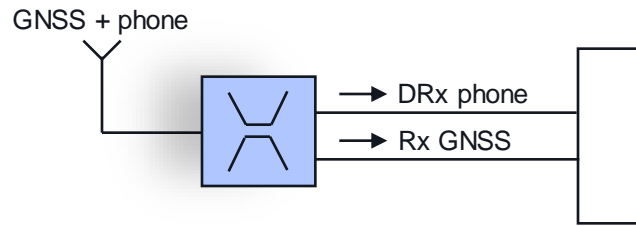
Triplexer



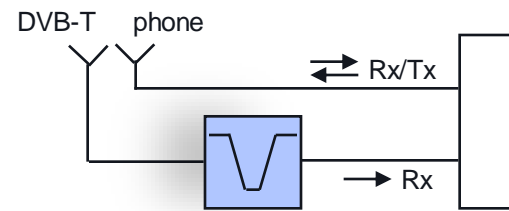
Double hump



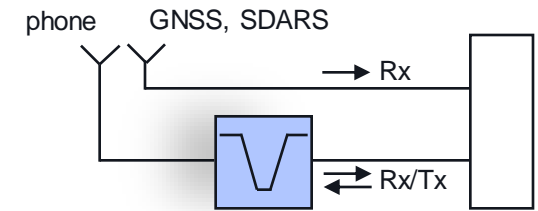
GNSS extractor



LTE band stop filter



GNSS/SDARS band stop filter



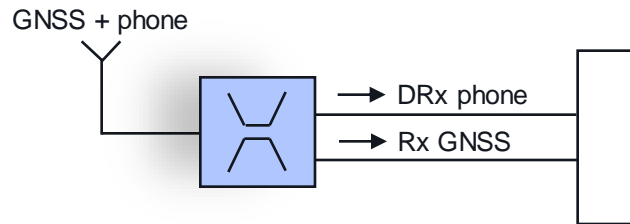




# Function: Extractor vs Notch Filter

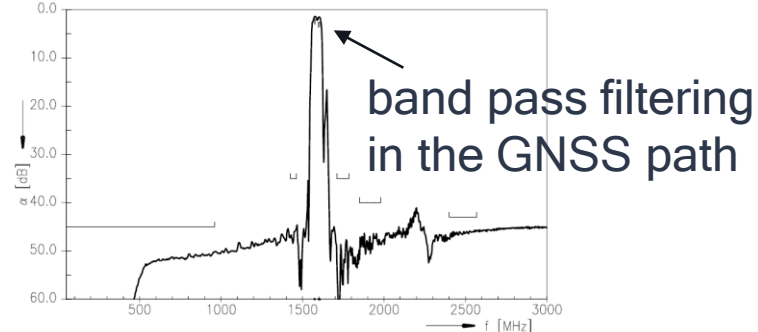
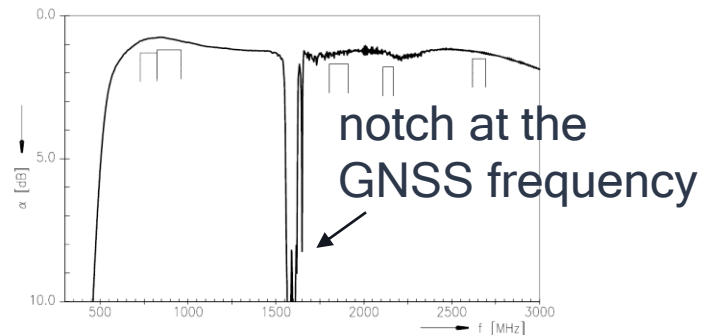
Example: GNSS extractor and SDARS notch (band-stop) filter

## GNSS extractor

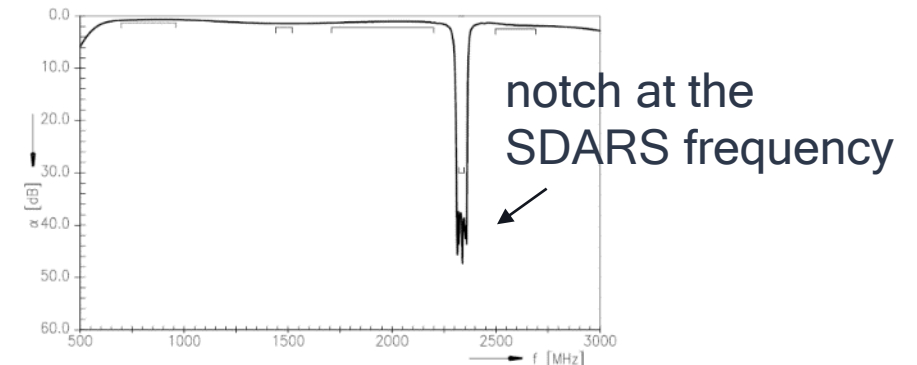
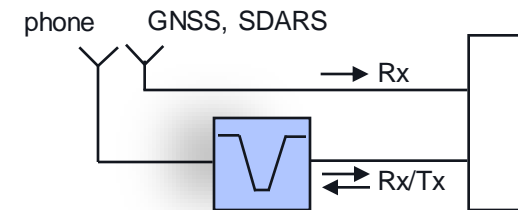


The GNSS extractor is a splitter with:

- notch functionality in the phone path (and)
- band pass filtering in the GNSS path.



## SDARS notch filter



The band-stop filter offers a much deeper notch than the extractor.

# Size Evolution


## Miniaturization of automotive package




- Ceramic packages



- Automotive CSSP for duplexers

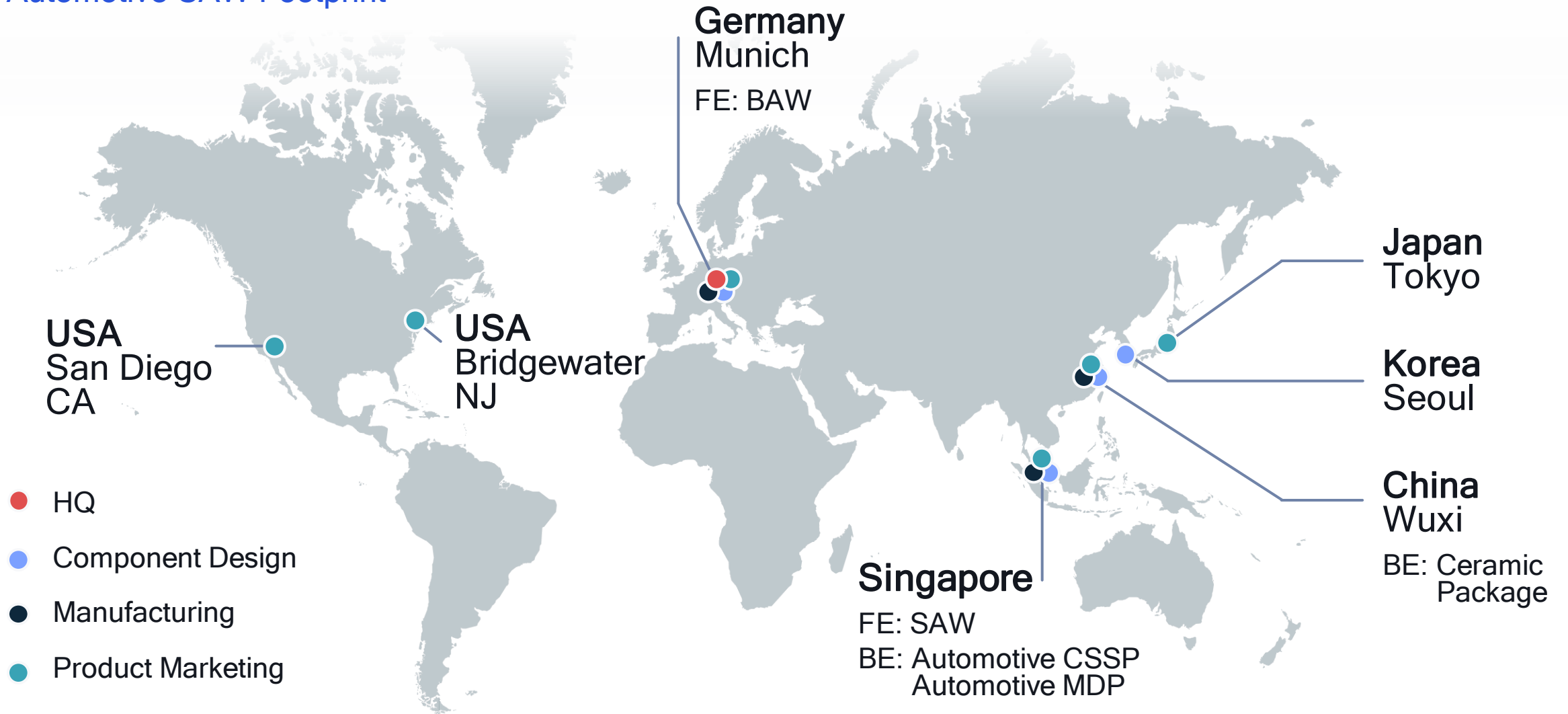


- Automotive CSSP for filters



# Global Presence

## Automotive SAW Footprint



# Plant in Munich, Germany

RF360 Europe GmbH,  
Qualcomm Germany RFFE GmbH

Wireless terminals components (front-end)

- SAW duplexers
- BAW duplexers
- RF filters and multiplexer for cellular, GPS, Bluetooth and WLAN applications
- Qualcomm® TFAP™ (Thin Film Acoustic Package) technology
- Qualcomm® ultraSAW Filter Technology



32,500 m<sup>2</sup>

Founded in 1968

Employees: 1250 (RF360), 120 (RFFE)

## Certification

- ISO 9001
- IATF 16949
- ISO 14001
- ISO 50001



# Plant in Singapore

## RF360 Singapore Pte. Ltd.

- SAW automotive and infrastructure systems (front-end)
  - RF filters
  - IF filters
  - Resonators
- SAW communications (front- and back-end)
  - SAW duplexers
  - BAW duplexers
  - RF filters and multiplexer for cellular, GPS, Bluetooth and WLAN applications
  - CSSP and TFAP packaging technology



66.858 m<sup>2</sup>

(K1: 20.487; K2: 3.927; K3: 6.136; K4: 36.308)

Founded in 1997

Employees: 1450

### Certification

- ISO 9001
- IATF 16949
- ISO 14001



# Plant in Wuxi, China

RF360 Technology (Wuxi) Co., Ltd.,  
Qualcomm CSR RF Technologies (Wuxi) Co.,  
Ltd (RFFE)

Discrete SAW components (back-end):

- RF filter/duplexer, IF filter and resonators for cellular, automotive and industrial applications
- Ceramic and CSSP packaging technology

Modules (back-end):

- Bare Die SAW components assembly and test
- Cellular
- Connectivity
- Prototyping
- Testing



34,750 m<sup>2</sup>

Founded in 2000

Employees: 1750 (RF360), 90 (RFFE)

## Certification

- ISO 9001
- IATF 16949
- ISO 14001

# Automotive Electronics - Certificates

Certified to automotive standard IATF 16949:2016



**DNV-GL**

## MANAGEMENT SYSTEM CERTIFICATE

Certificate No.: 14106CC5-2004-AQ-HOU-IATF Rev. 1      Valid until:  
10 September, 2018 – 11 March, 2022  
IATF Certificate No.: 0330933

This is to certify that the management system of



**RF360 Europe GmbH**  
Anzinger Str. 13, 81671 München, Germany  
and, if applicable, the remote support locations as mentioned in the Appendix  
accompanying this Certificate


has been found to conform to quality management system standard:  
**IATF 16949:2016**

This certificate is valid for the following Scope:  
**DESIGN AND PRODUCTION OF ELECTRONIC SYSTEMS AND  
COMPONENTS FOR HIGH FREQUENCY AND ACOUSTIC  
APPLICATIONS**

Place and date:  
Katy, TX. 10 July 2020

For the issuing office:  
DNV GL - Business Assurance  
Essen, Germany

   
Robert Kozak  
Management Representative



Lack of fulfillment of conditions as set out in the Certification Agreement may render this Certificate invalid.  
ACCREDITED UNIT: DNV GL - Business Assurance, 1400 Ravello Drive, Katy, TX 77449, Tel.: 281-396-1000, www.dnvgicert.com

Page 1 of 3

**DNV-GL**

## MANAGEMENT SYSTEM CERTIFICATE

Certificate No.: 14106CC12-2004-AQ-HOU-IATF Rev. 1      Valid until:  
15 October, 2018 – 15 April, 2022  
IATF Certificate No.: 0338436

This is to certify that the management system of

**RF360 Singapore Pte. Ltd.**  
**166 Kallang Way, Singapore 349249, Singapore**  
1 Kaki Bukit View, Techview, #02-03/04 & #03-16/23 Singapore 415941 Singapore  
and, if applicable, the remote support locations as mentioned in the Appendix  
accompanying this Certificate

has been found to conform to quality management system standard:  
**IATF 16949:2016**

This certificate is valid for the following Scope:  
**DESIGN AND PRODUCTION OF ELECTRONIC SYSTEMS AND  
COMPONENTS FOR HIGH FREQUENCY AND ACOUSTIC  
APPLICATIONS**

Place and date:  
Katy, TX. 10 July 2020

For the issuing office:  
DNV GL - Business Assurance  
Essen, Germany

   
Robert Kozak  
Management Representative



Lack of fulfillment of conditions as set out in the Certification Agreement may render this Certificate invalid.  
ACCREDITED UNIT: DNV GL - Business Assurance, 1400 Ravello Drive, Katy, TX 77449, Tel.: 281-396-1000, www.dnvgicert.com

Page 1 of 3

**DNV-GL**

## MANAGEMENT SYSTEM CERTIFICATE

Certificate No.: 14106CC3-2004-AQ-HOU-IATF Rev. 2      Valid until:  
27 September, 2018 – 28 March, 2022  
IATF Certificate No.: 0336527

This is to certify that the management system of

**RF360 Technology (Wuxi) Co., Ltd.**  
No.17 Xi Shi Road, Xinwu District, Wuxi, 214028 Jiangsu, P.R. China  
and, if applicable, the remote support locations as mentioned in the Appendix  
accompanying this Certificate

has been found to conform to quality management system standard:  
**IATF 16949:2016**

This certificate is valid for the following Scope:  
**DESIGN AND PRODUCTION OF ELECTRONIC SYSTEMS AND  
COMPONENTS FOR HIGH FREQUENCY AND ACOUSTIC  
APPLICATIONS**

Place and date:  
Katy, TX. 10 July 2020

For the issuing office:  
DNV GL - Business Assurance  
Essen, Germany

   
Robert Kozak  
Management Representative



Lack of fulfillment of conditions as set out in the Certification Agreement may render this Certificate invalid.  
ACCREDITED UNIT: DNV GL - Business Assurance, 1400 Ravello Drive, Katy, TX 77449, Tel.: 281-396-1000, www.dnvgicert.com

Page 1 of 3



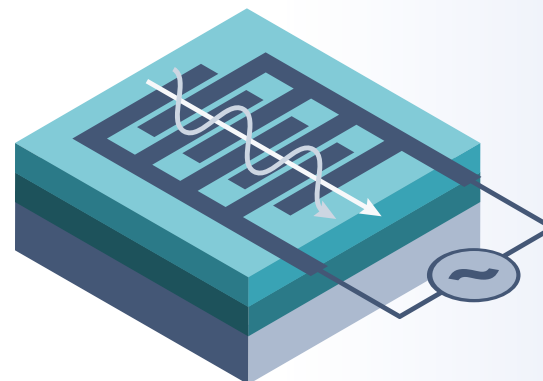
# Innovation



# Qualcomm ultraSAW Technology

Thin-film filter technology for  
high performance at low cost

- **Excellent** transmit, receive and cross isolation
- **High frequency selectivity**
- **Q-factor** as high as 5000
- **Very low insertion loss**
- **Excellent temperature stability** - Single-digit ppm/Kelvin range



**Frequencies:** 0.6 - 2.7 GHz  
**Quality factor:**  $Q > 5000$

PA modules (PAMiDs)

Front-end modules (FEMiDs)

Diversity modules (DRx)

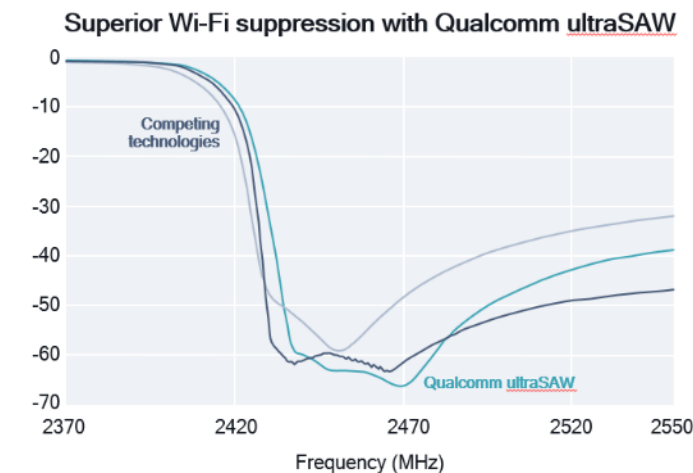
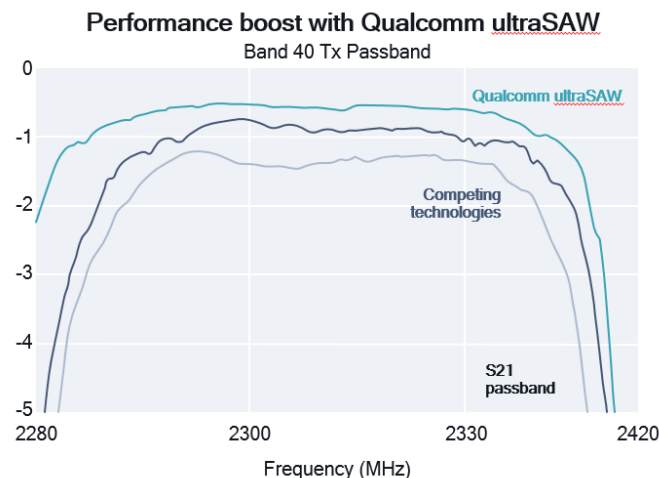
Wi-Fi extractors

GNSS extractors

Discrete ultraSAW filters



High performance filter technology enhances RF Front-End portfolio  
including modules and discrete filters



Source: Calibrated measurements in Qualcomm Technologies' labs comparing Qualcomm UltraSAW pre-commercial components with commercially available products



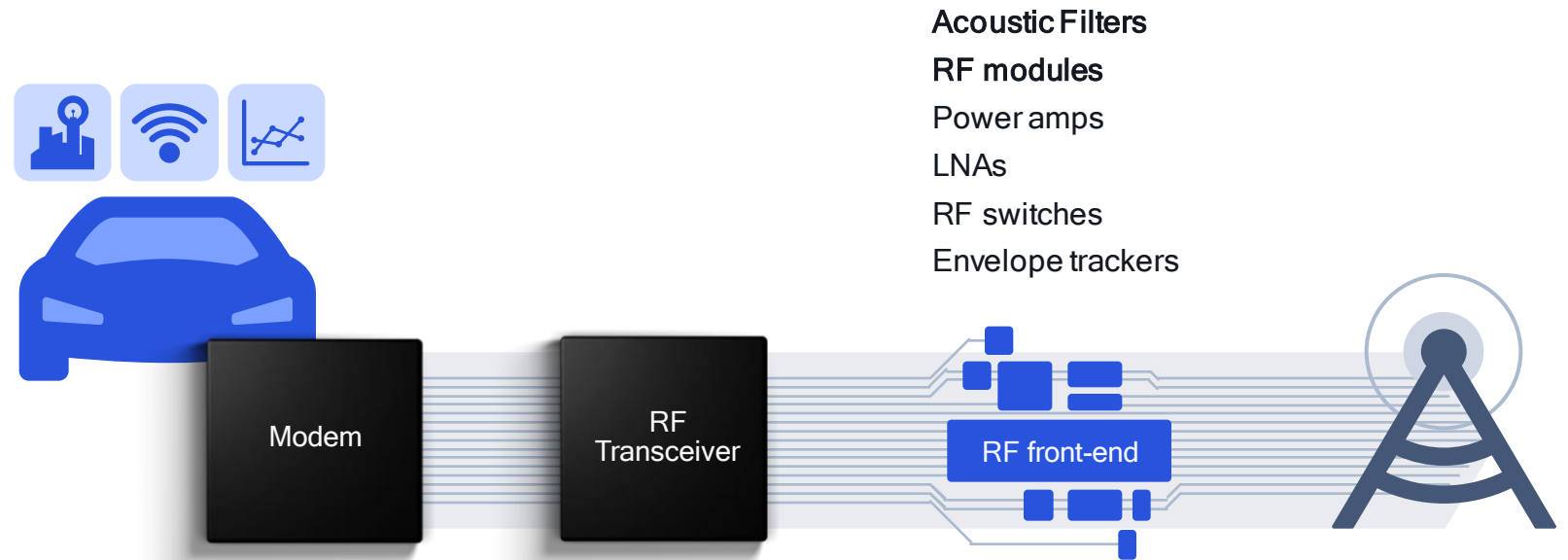
# Telematics



# Qualcomm RF Front End (RFFE) solution

Modem-RF system  
for LTE, LTE-A and 5G

Modem-to-antenna  
system addresses  
4G and the massive  
complexity of 5G



# 5G impact on system requirements



Up to 100 MHz UL BW  
Up to 100 MHz DL BW



Expanded  
frequency range  
(0.6-6 GHz)



More aggregated  
carriers



4G/5G dual  
connectivity  
(EN-DC)

## Antennas

Number of  
antennas

Wide  
bandwidths

Antenna  
sharing with  
Wi-Fi, GPS

Antenna  
tuning  
optimization

## Power efficiency

High  
Tx power

High  
peak-to-avg  
power ratio

Wide-band  
power  
tracking


## Architecture

High perf  
antenna  
swapping

5G power  
tracking

Highly  
integrated  
PA+filter  
modules

Requirements for 5G NR sub-6 GHz



### Discrete

- High flexibility
- Optimized cost
- Individual design
- Up to LTE Cat 9



### Hybrid

Choose the best of both concepts according to the individual needs

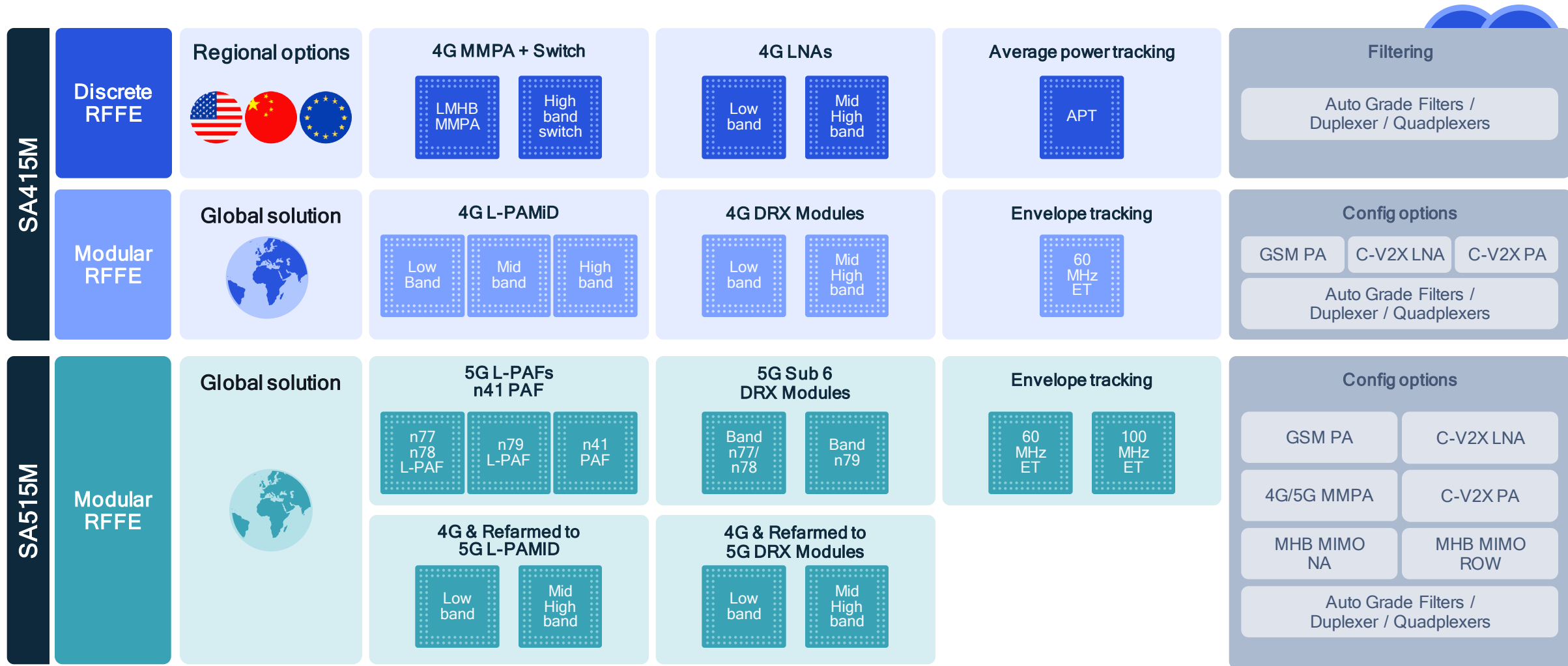


### Modular

- High integration
- High performance
- Small PCB area
- Less supplier handling
- Max CA/EN-DC support

# Flexible RFFE design approach based on customer need

Comparison of different approaches

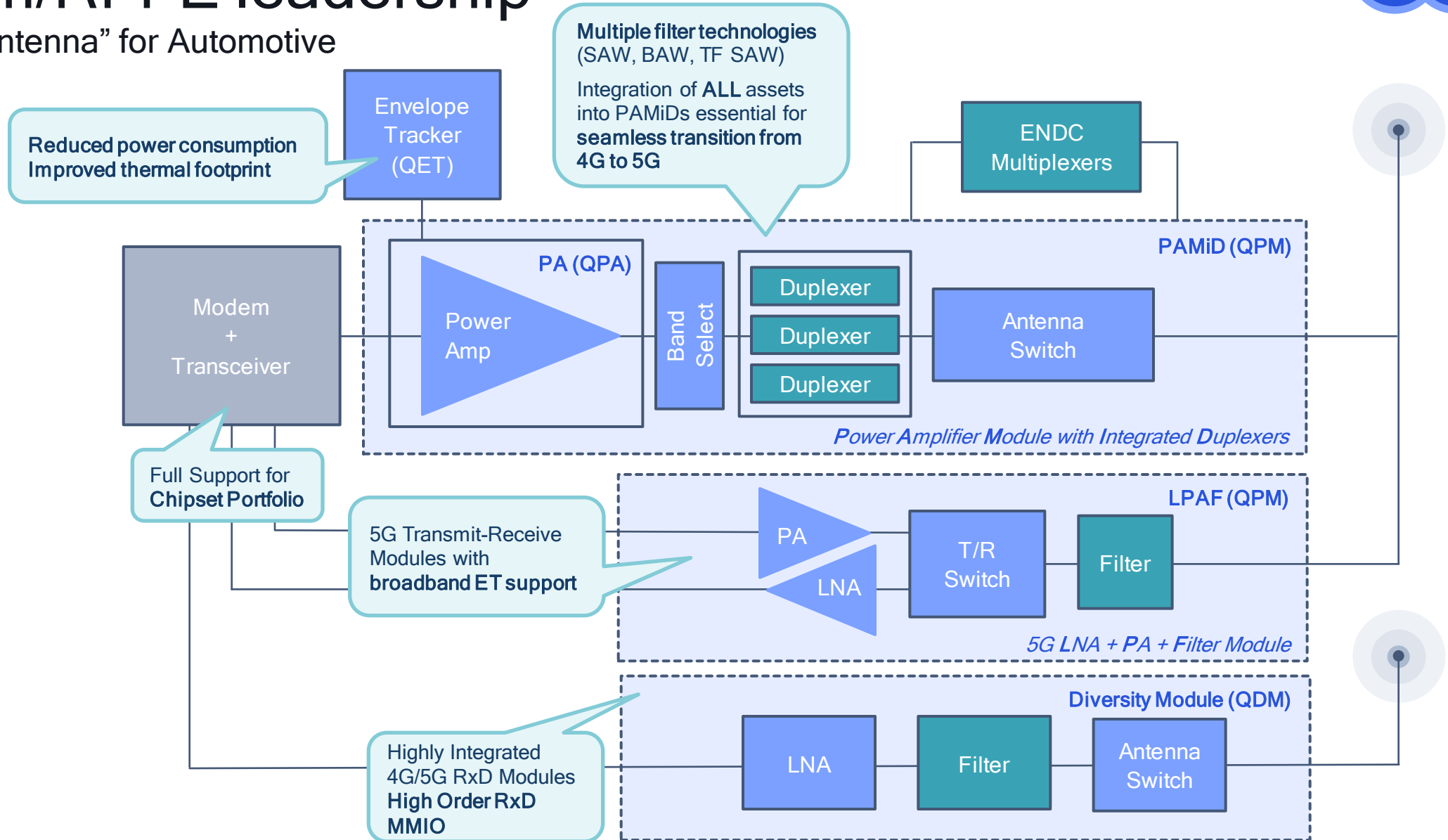


# 4G and 5G RF Front End for Telematics

# Modem/RFFE leadership

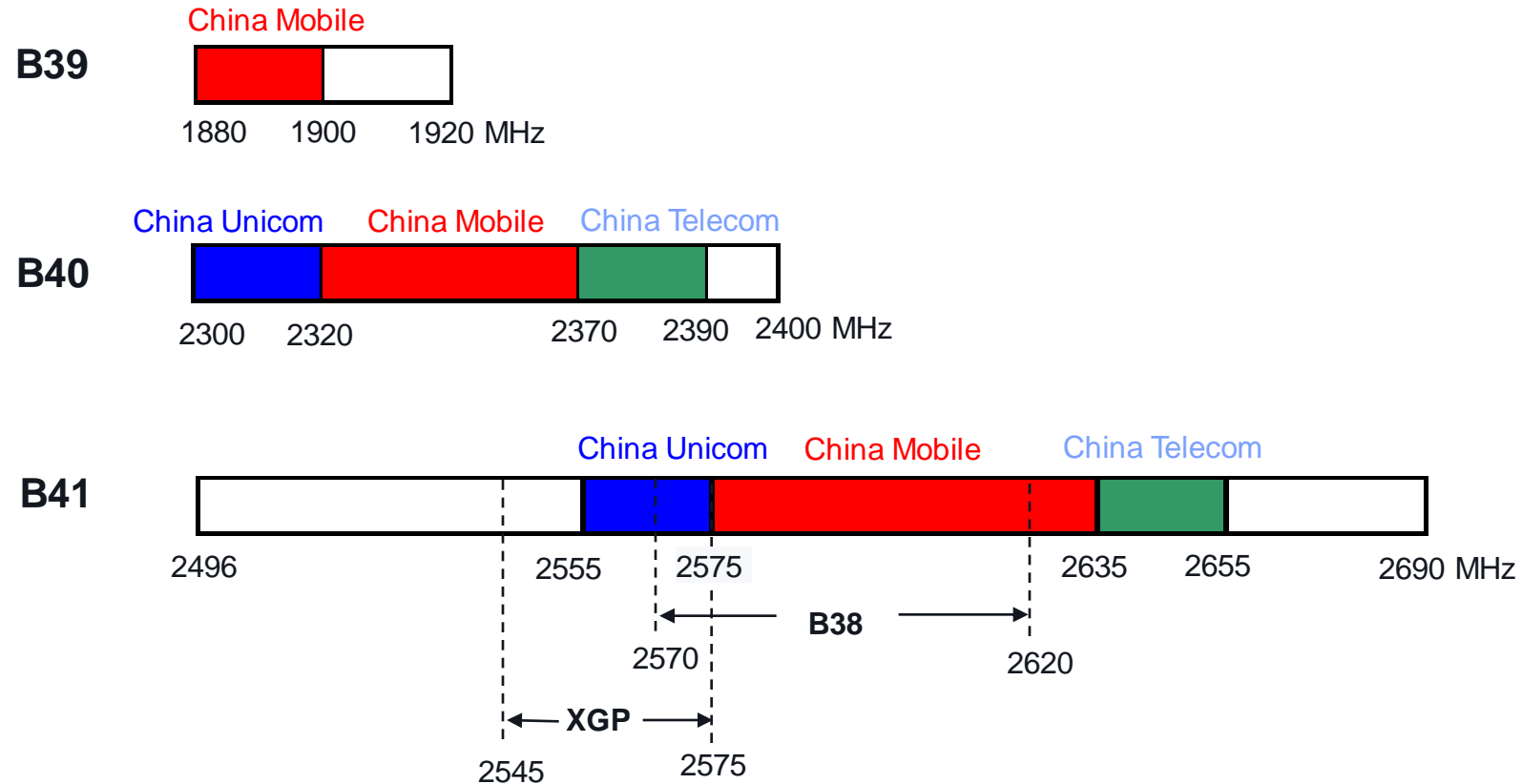
“Digital to Antenna” for Automotive

4G 5G





# China - TDD licenses





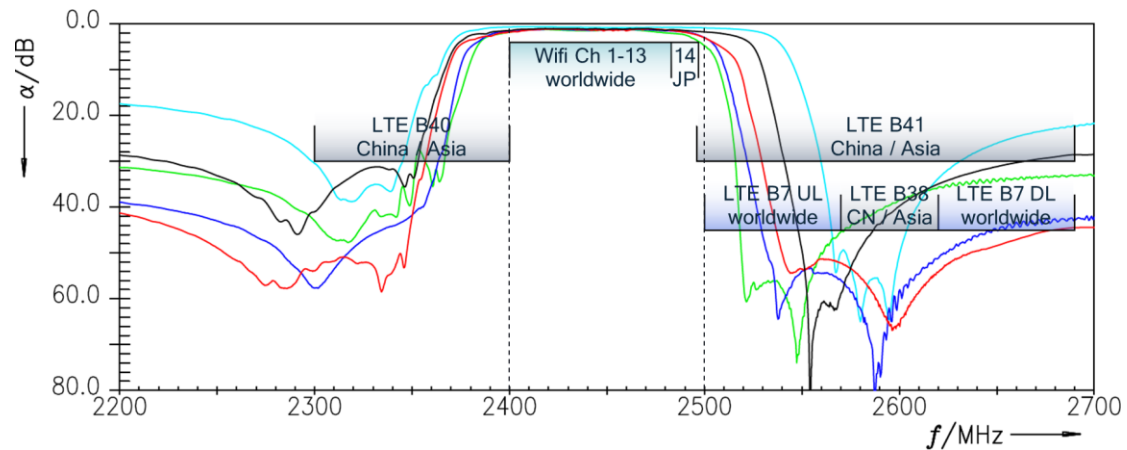
# Wi-Fi Bluetooth

Source sample text

# Wi-Fi 2.4GHz

Solutions for different needs

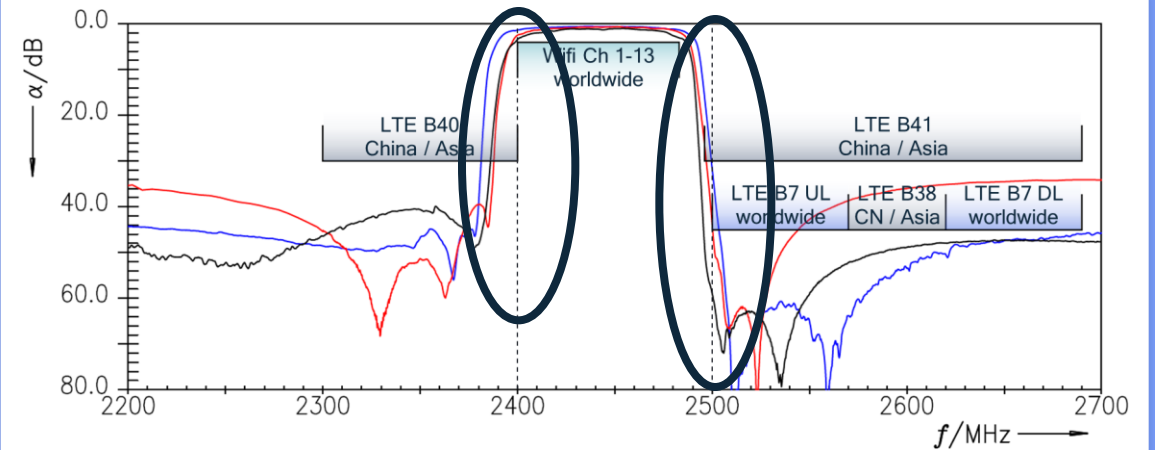
## Standard filter portfolio



All channels,  
incl. Ch 14 for Japan

Cost-efficient  
solution

## Coexistence filter portfolio



High-performance  
solution

Coexistence  
with B7 / B40 / B41

# Wi-Fi 5 / 6 / 6E

In addition to 2.4 GHz band

Wi-Fi for 5+ GHz is getting more  
important in the market

Enhancing the filter portfolio  
→ More to come



## Frequencies

Wi-Fi 5/6 5170-5890 MHz

Wi-Fi 6E 5925-7125 MHz



## Portfolio expansion

2.4 GHz / 5 GHz Diplexer

2.4 GHz / 5 GHz Double Hump

5+ GHz Passband filter

5 GHz Notch



# Digital Radio

- SDARS
- DAB





# SDARS

## Satellite Digital Audio Radio Service

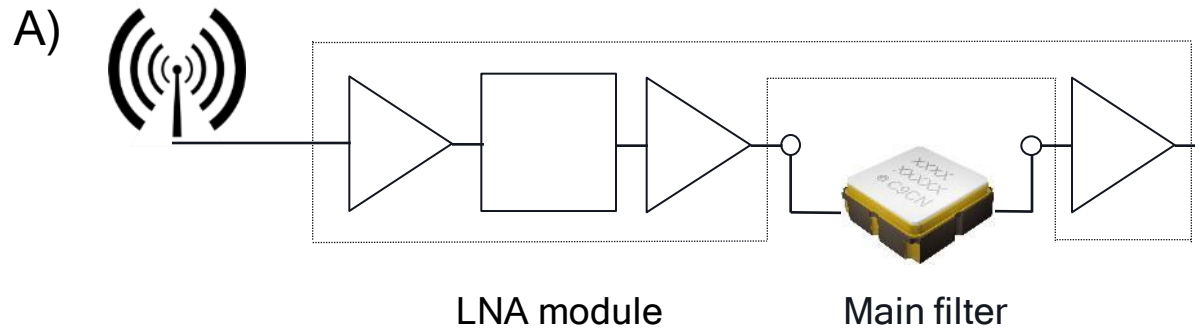
- Radio program via satellite
- In North America: USA, Canada
- History: Sirius + XM → SiriusXM (merger in 2008)
- Lineup: 150 full time channels (USA) / 130 for Canada
- Paid service: 15 USD/m and more depending on channel
- Applications:
  - Home based
  - Option for car radio
- Similar ground based radio infrastructure in other regions:
  - Germany DAB / DAB+ (free service)

# Automotive SAW filters for SDARS satellite antenna

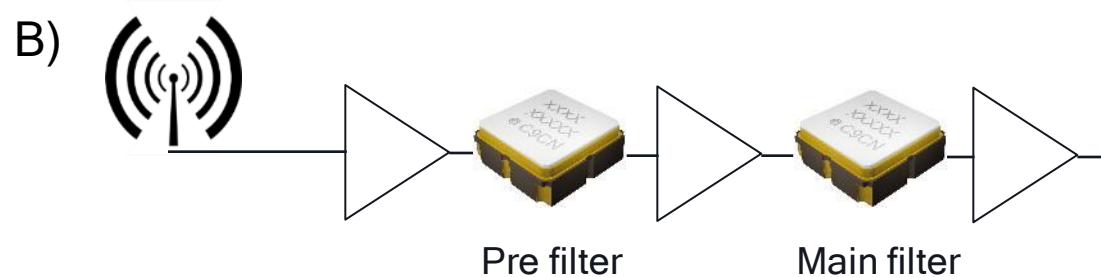


Based on reference design


blue: Latest Product [size]



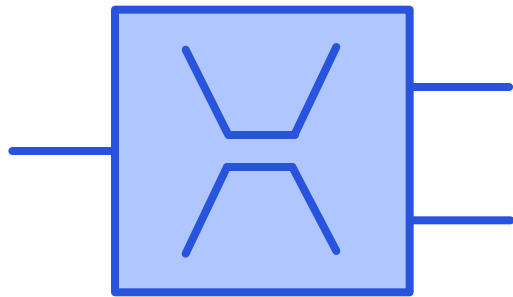
- Module from competition
- High performance filter with WCS rejection
- Less relevant solution according to market success



- Non coexistence solution with WCS band
- 3 LNAs
- Super low loss filter
- High performance filter with WCS rejection
- Medium relevant solution according to SDARS



- Coexistence solution with WCS band
- 2 LNAs
- Super low loss filter to avoid LNA saturation
- High performance filter with WCS rejection
- Most relevant solution in the market



# Extractor / Notch

- GNSS
- Wi-Fi
- SDARS

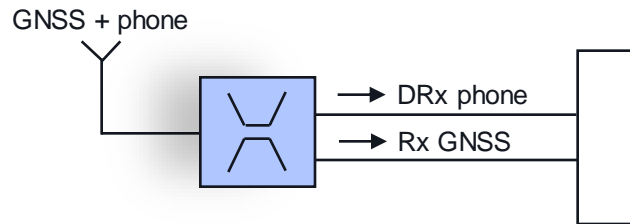
Source sample text

# Function: Extractor vs Notch Filter

Example: GNSS extractor and SDARS notch (band-stop) filter

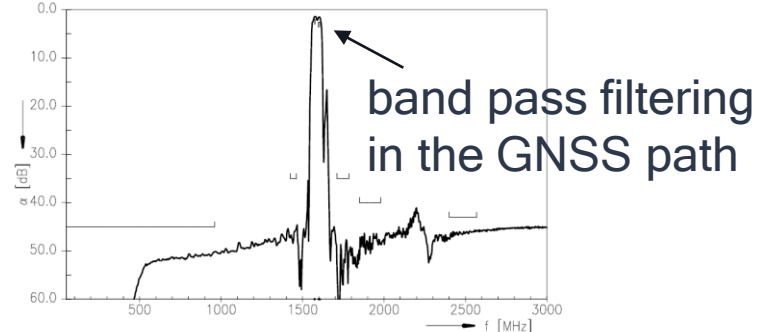
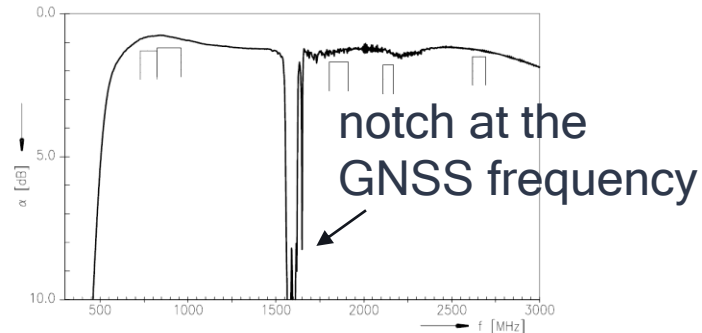


## GNSS extractor

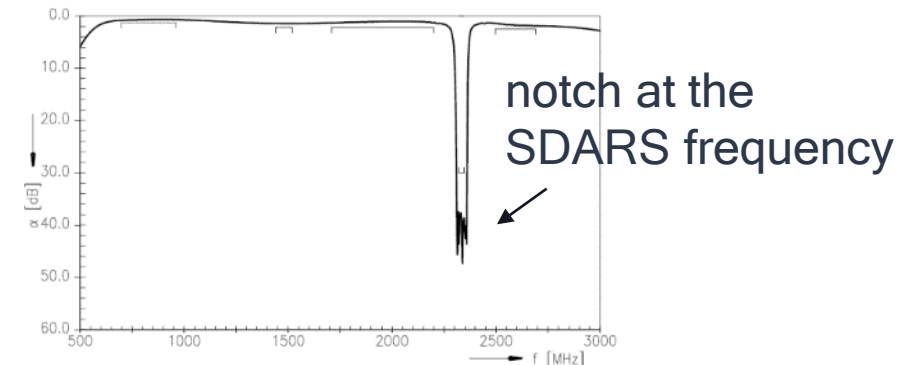
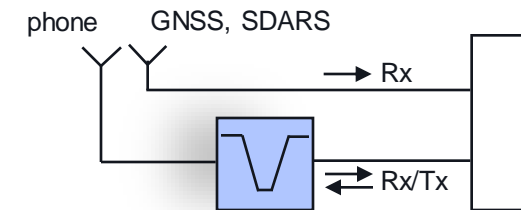


The GNSS extractor is a splitter with:

- notch functionality in the phone path (and)
- band pass filtering in the GNSS path.



## SDARS notch filter



The band-stop filter offers a much deeper notch than the extractor.



# Positioning GNSS

Source sample text

**High Variety**  
Pre- and Post- LNA filters

Available 2019

**Higher Performance**  
All-rounder TC filters

Available 2020

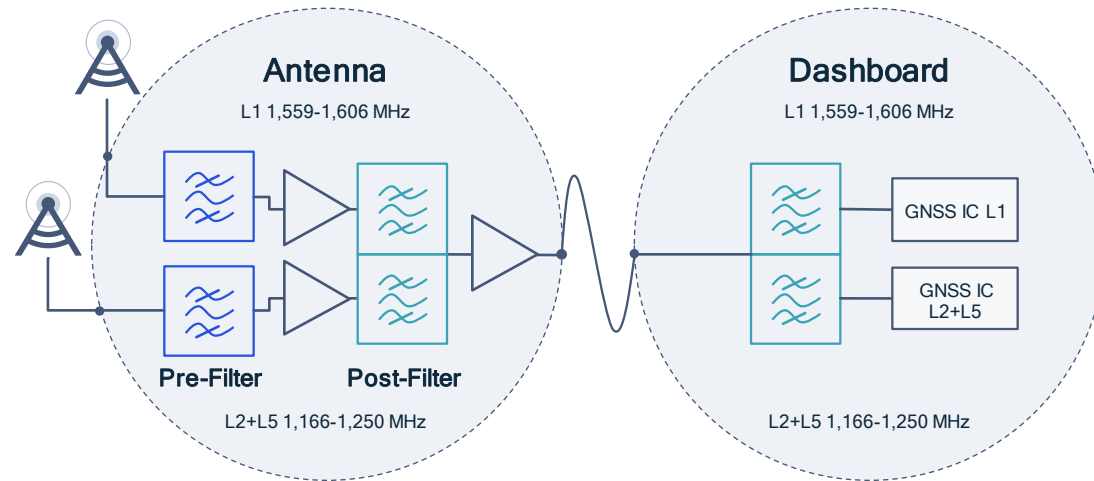
**Additional portfolio expansion**

More to come in 2021



**Low IL Pre-Filter; High Att Post-Filter** @ low GDR  
Single, Diplexer & Double Hump solutions

Low IL & High Att @ low GDR  
**all-in-one** filter, Diplexer



Besides being a major supplier for all standard GNSS products, RFFE offers **high-performance filter solutions** to address the growing **multi-frequency, high-precision** market requirements with optimized SAW filters using advanced temperature compensation technology.

## RFFE Automotive GNSS Filter solutions

→ Separate presentation specialized on Positioning / GNSS





# Car Access RKE

# Car access evolution



## Classic Key Fob



- Remote keyless entry
- Immobilization

ISM

Transmitter - Receiver\*  
LF

## Smart Key



- Passive keyless entry / start
- Display key and diagnostics
- Remote control of car functions

ISM 

Transceiver - Transceiver\*  
NFC / LF

## Advanced Smart Key



- Smartphone / Smart Watch access
- Cloud-based virtual key management
- Car sharing and fleet management



Transceiver\* - Transceiver\*  
NFC / LF  
UWB\*  
Bluetooth\*



\* Integrated Automotive  
SAW/BAW filters from RF FE

→ Separate presentation specialized on Car Access / RKE



# Look Up

- Internet
- Flyer

Source sample text

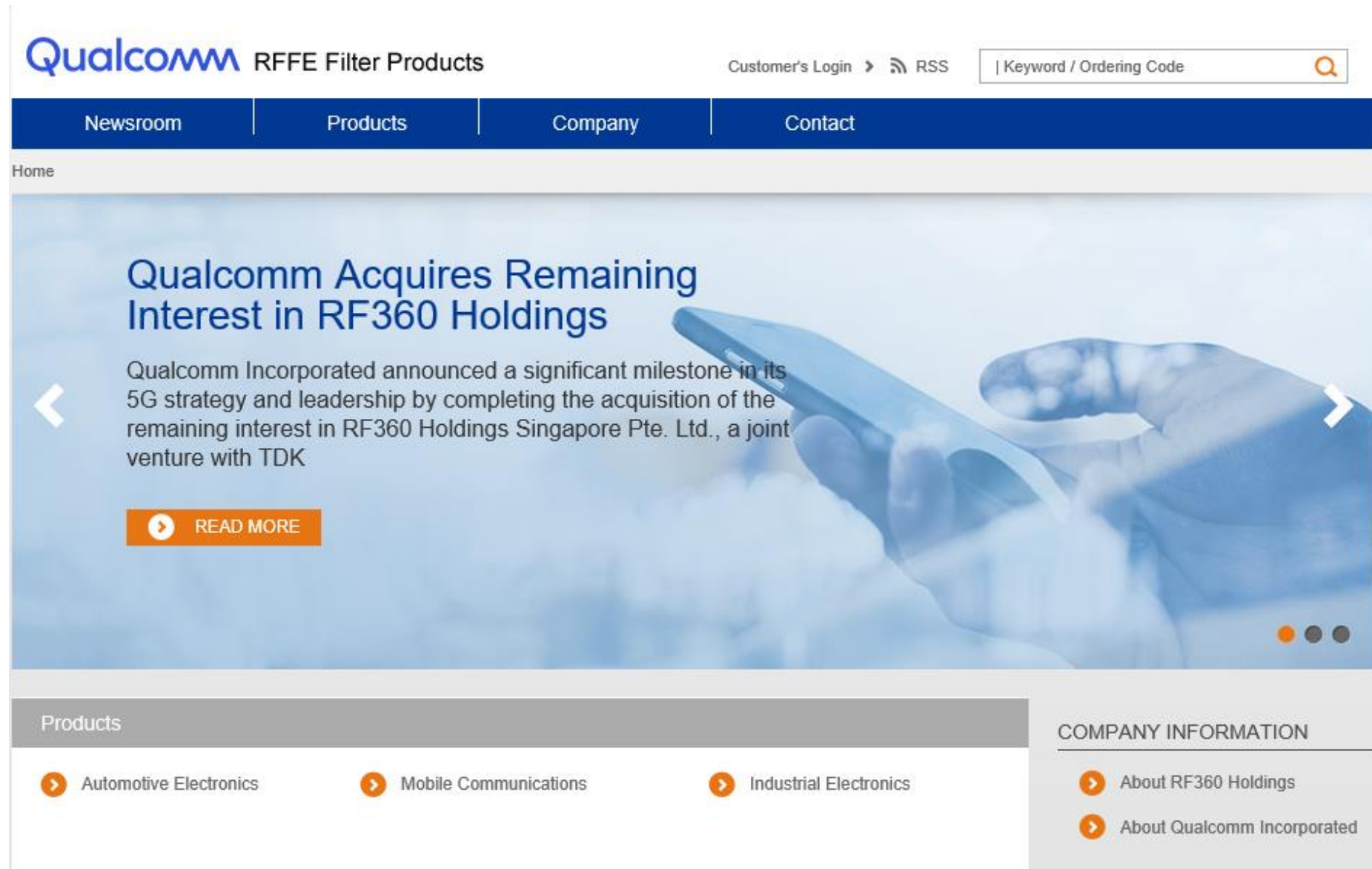
# Look Up

Internet

<https://rffe.qualcomm.com>

## Products

- Automotive
- Mobile
- Industrial



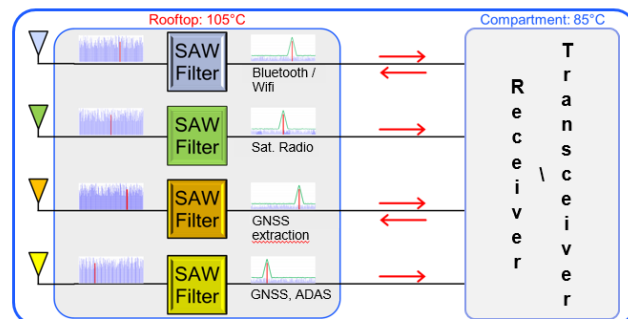


# Look Up

## Flyer: Antenna

Qualcomm

## SAW filters for Automotive: Antennas



### Key facts of automotive SAW filters

- ✓ Package size → RF board = small! → 3030 → 1411 → 1109
- ✓ Frequency spectrum → All: Unlicensed, Proprietary, Licensed
- ✓ Temperature range → -40 °C up to +125 °C
- ✓ Power handling → Transceiver or front-end module dependent
- ✓ Reliability → 1000 h in 85%/85 °C, 1000 TS, 1000 h HTOL
- ✓ Product Life Cycle → 5 - 7 years min
- ✓ Performance → Superior to any other filter technology

Free samples, eval boards & RF-support included

### Why SAW filters are needed?

- ✓ Every RF front-end needs to have very high sensitivity, while being immune to any RF interference from other applications
- ✓ SAW filters, typically placed between antenna & receiver IC, offer superior protection compared to any other filter technology, such as LC or ceramic filters, due to higher selectivity
- ✓ In transmit paths (Tx), SAW filters suppress harmonics
- ✓ In receive paths (Rx), SAW filters improve the SNR with image frequencies being rejected & power being preserved

BAW technology is part of the solution









### Customer benefits

- ✓ Component qualification to AEC-Q200, Rev. 2
- ✓ PPAP available
- ✓ Hermetically sealed package for operation in harsh environments, enhanced reliability
- ✓ Long product lifecycle
- ✓ Special frequencies & customized product solutions
- ✓ Comprehensive application support

World leader in SAW filters



Qualcomm

## SAW Filters for Automotive: Antennas

		<table><tr><th>Bands &amp; Applications</th><th>f<sub>c</sub> (MHz)</th><th>Size (mm<sup>2</sup>)</th><th>Part Number</th></tr><tr><td>WiFi/Bluetooth 2.4 GHz</td><td>2448.5</td><td>3.0x3.0</td><td>B3912</td></tr><tr><td>WiFi/Bluetooth 2.4 GHz</td><td>2441.75</td><td>3.0x3.0</td><td>B3918</td></tr><tr><td>WiFi/Bluetooth 2.4 GHz</td><td>2441.75</td><td>1.4x1.1</td><td>B4347</td></tr><tr><td>WiFi/Bluetooth 2.4 GHz</td><td>2442</td><td>1.1x0.9</td><td>B2614*</td></tr><tr><td>WiFi/Bluetooth 2.4 GHz</td><td>2441.75</td><td>1.1x0.9</td><td>B4360</td></tr></table>	Bands & Applications	f <sub>c</sub> (MHz)	Size (mm <sup>2</sup> )	Part Number	WiFi/Bluetooth 2.4 GHz	2448.5	3.0x3.0	B3912	WiFi/Bluetooth 2.4 GHz	2441.75	3.0x3.0	B3918	WiFi/Bluetooth 2.4 GHz	2441.75	1.4x1.1	B4347	WiFi/Bluetooth 2.4 GHz	2442	1.1x0.9	B2614*	WiFi/Bluetooth 2.4 GHz	2441.75	1.1x0.9	B4360
Bands & Applications	f <sub>c</sub> (MHz)	Size (mm <sup>2</sup> )	Part Number																							
WiFi/Bluetooth 2.4 GHz	2448.5	3.0x3.0	B3912																							
WiFi/Bluetooth 2.4 GHz	2441.75	3.0x3.0	B3918																							
WiFi/Bluetooth 2.4 GHz	2441.75	1.4x1.1	B4347																							
WiFi/Bluetooth 2.4 GHz	2442	1.1x0.9	B2614*																							
WiFi/Bluetooth 2.4 GHz	2441.75	1.1x0.9	B4360																							
		<table><tr><th>Bands &amp; Applications</th><th>f<sub>c</sub> (MHz)</th><th>Size (mm<sup>2</sup>)</th><th>Part Number</th></tr><tr><td>SDARS</td><td>2332.5</td><td>3.0x3.0</td><td>B1669</td></tr><tr><td>SDARS</td><td>2332.5</td><td>3.0x3.0</td><td>B3595</td></tr><tr><td>SDARS</td><td>2332.5</td><td>3.0x3.0</td><td>B3404</td></tr><tr><td>SDARS</td><td>2332.5</td><td>3.0x3.0</td><td>B3416</td></tr><tr><td>SDARS</td><td>2332.5</td><td>3.0x3.0</td><td>B3442</td></tr></table>	Bands & Applications	f <sub>c</sub> (MHz)	Size (mm <sup>2</sup> )	Part Number	SDARS	2332.5	3.0x3.0	B1669	SDARS	2332.5	3.0x3.0	B3595	SDARS	2332.5	3.0x3.0	B3404	SDARS	2332.5	3.0x3.0	B3416	SDARS	2332.5	3.0x3.0	B3442
Bands & Applications	f <sub>c</sub> (MHz)	Size (mm <sup>2</sup> )	Part Number																							
SDARS	2332.5	3.0x3.0	B1669																							
SDARS	2332.5	3.0x3.0	B3595																							
SDARS	2332.5	3.0x3.0	B3404																							
SDARS	2332.5	3.0x3.0	B3416																							
SDARS	2332.5	3.0x3.0	B3442																							
		<table><tr><th>Bands &amp; Applications</th><th>f<sub>c</sub> (MHz)</th><th>Size (mm<sup>2</sup>)</th><th>Part Number</th></tr><tr><td>LTE + GPS/GLONASS (L1)</td><td>1590.155</td><td>3.0x2.5</td><td>B3405**</td></tr><tr><td>LTE + GPS/GLONASS/Beidou (L1)</td><td>1582.47</td><td>3.0x2.5</td><td>B3478**</td></tr></table>	Bands & Applications	f <sub>c</sub> (MHz)	Size (mm <sup>2</sup> )	Part Number	LTE + GPS/GLONASS (L1)	1590.155	3.0x2.5	B3405**	LTE + GPS/GLONASS/Beidou (L1)	1582.47	3.0x2.5	B3478**												
Bands & Applications	f <sub>c</sub> (MHz)	Size (mm <sup>2</sup> )	Part Number																							
LTE + GPS/GLONASS (L1)	1590.155	3.0x2.5	B3405**																							
LTE + GPS/GLONASS/Beidou (L1)	1582.47	3.0x2.5	B3478**																							
		<table><tr><th>Bands &amp; Applications</th><th>f<sub>c</sub> (MHz)</th><th>Size (mm<sup>2</sup>)</th><th>Part Number</th></tr><tr><td>GPS/Galileo/Glonass (L1) + SDARS</td><td>1591.21 + 2332.5</td><td>3.0x3.0</td><td>B3927</td></tr></table>	Bands & Applications	f <sub>c</sub> (MHz)	Size (mm <sup>2</sup> )	Part Number	GPS/Galileo/Glonass (L1) + SDARS	1591.21 + 2332.5	3.0x3.0	B3927																
Bands & Applications	f <sub>c</sub> (MHz)	Size (mm <sup>2</sup> )	Part Number																							
GPS/Galileo/Glonass (L1) + SDARS	1591.21 + 2332.5	3.0x3.0	B3927																							

\* BAW

\*\* Extractor

 GNSS, ADAS		Bands & Applications	Start Freq (MHz)	Stop Freq (MHz)	Size (mm <sup>2</sup> )	Part Number
		GPS/Galileo/Glonass/Beidou (L1)	1559.05	1605.89	1.1x0.9	B2611
		GPS/Galileo/Glonass/Beidou (L1)	1559.05	1605.89	1.1x0.9	B2618
		GPS/Galileo/Glonass/Beidou (L1)	1559.05	1605.89	1.4x1.1	B2617
		GPS/Galileo/Glonass/Beidou (L1)	1559.05	1605.66	1.4x1.1	B4353
		GPS/Galileo/Glonass/Beidou (L1)	1559.05	1605.89	1.4x1.1	B4348
		GPS/Galileo (L1)	1572.42	1578.42	3.0x3.0	B3923
		GPS/Galileo (L1)	1572.42	1578.42	3.0x3.0	B3525
		GPS/Galileo (L1)	1574.42	1576.42	3.0x3.0	B3528
		GPS/Galileo (L1)	1574.40	1576.44	3.0x3.0	B3400
		GPS/Galileo/Glonass (L1)	1565	1606	3.0x3.0	B3519
		GPS/Galileo/Glonass (L1)	1565	1605.89	3.0x3.0	B3414
		GPS/Galileo/Glonass (L1)	1565	1607	3.0x3.0	B3517
		GPS/Galileo/Glonass/Beidou (L1)	1560	1616	3.0x3.0	B3913
		GPS/Galileo/Glonass/Beidou (L1)	1559	1616	3.0x3.0	B3412
		GPS/Galileo/Glonass/Beidou (L1)	1559	1616	3.0x3.0	B3413
		GPS/Galileo/Glonass/Beidou (L1)	1559	1606	3.0x3.0	B3415
		GPS/Galileo (L1)	1572.42	1578.42	2.5x2.0	B3524
		GPS/Glonass (L1)	1571.42	1605.89	2.5x2.0	B3401
		GPS/Glonass/Beidou (L1)	1559	1605.70	2.5x2.0	B3431
		GPS (L1)	1572.42	1578.42	3.0x2.5	B3470
		GNSS (L2/G2)	1196	1250	3.0x2.5	B3436
		GNSS (L1/G1)	1559	1606		
		GNSS (E5b/L2/G2)	1196	1250	3.0x3.0	B3596
		GNSS (L6)	1273.75	1283.75	3.0x3.0	B3428
		GNSS (L)	1525	1559	3.0x3.0	B3421
		GNSS (L1/E1/G1)	1560	1606	3.0x3.0	B3423
		GNSS (L/L1/E1/G1)	1525	1606	3.0x3.0	B3424

# Look Up

## Flyer: IoT

### Product Guide: RF360 SAW / BAW Filters for IoT and Industrial Applications

Web: [www.rf360tv.com](http://www.rf360tv.com)

Email: [info@rf360tv.com](mailto:info@rf360tv.com)

RF360 SAW and BAW filters are designed for spectrum challenging applications. With their small packaging footprint as small as 1.1 mm x 0.9 mm they can easily incorporated into the smallest applications. There are two reliability grades available, consumer grade and industrial grade. Industrial grade filters are optimized for harsh environments like high temperature and humidity.

#### Wireless IoT standards:

Short range and LP-WAN like LoRa®, Sigfox, Wifi, Bluetooth, Zigbee, Z-Wave, HaLow, Wi-SUN, OMS®

#### Application examples:

Smart metering, energy control, home comfort, temperature control, thermostat, air conditioning, security, surveillance, smoke detector, (street) lighting, small and white good appliance, remote control, traffic control systems (e.g. parking spot detection, traffic light control), etc.

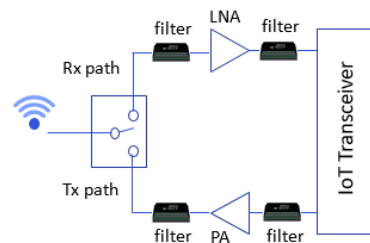


#### Features of RF360 filters:

- Frequency spectrum 300 MHz to 2.4 GHz
- Package sizes [mm x mm]: 11x09, 14x11, 15x11, 17x13 and 30x30
- Operating temperature up to -40°C to +125 °C
- Available in 2 different reliability grades: Commercial grade and industrial grade

Test criteria	Commercial grade	Industrial grade
Package size [mm x mm]	11x09, 14x11, 17x13	11x09, 14x11, 15x11, 30x30
Temperature cycling	100 cycles @ -40°C to +85°C	1000 cycles @ -40°C to +85 / 95 / 125 °C
Biased or static humidity @ 85°C, 85% rel. humidity	168 hours	1000 hours
Input power capability	depending on type	

#### Example of an IoT front end design:



#### Product Range:

Pass Band [MHz]				Package Size [mm x mm]			Top max [°C]	Comment
Lower Frequency [MHz]	Center Frequency [MHz]	Upper Frequency [MHz]	Bandwidth [MHz]	1.1 x 0.9	1.4 x 1.1	3.0 x 3.0 5.0 x 5.0 <sup>1)</sup>		
169.40	169.50	169.60	0.2			B3942 <sup>1)</sup>	125	
344.60	345.00	345.40	0.8			B3408	125	
433.00	433.92	434.71	1.7			B3710	125	Ref. Design Semtech SK1301 - SK1255
470.00	480.00	490.00	20.0			B3427	125	Rx filter, co-designed with B3426 for duplexing
500.00	505.00	510.00	10.0			B3426	125	Tx filter, co-designed with B3427 for duplexing
863.00	866.50	870.00	7.0		B4377	B3717	125	Ref. Design Semtech SK1308 PicoCell Gateway - EU
863.00		870.00	7.0			B3420	125	high power version of B3717
865.00	866.80	868.00	2.4			B3441	125	temperature compensated filter - LTE co-existence
863.00	868.00	873.00	10.0			B3430	125	
868.15		868.45	0.3			B3734	125	
868.00	868.30	868.60	0.6			B3744	125	
868.00		869.20	1.2			B3948	125	
868.00	868.60	869.20	1.2			B3746	125	
868.70	868.95	869.20	0.5			B3941	125	
862.00		876.00	14.0			B2600	125	
868.00		870.00	2.0			B4365	125	temperature compensated filter - LTE co-existence
868.00		870.00	2.0			B4316	85 / 125	B3440; Semtech SK1301 Macro Gateway - EU
868.00		870.00	2.0			B3716	125	GSM attenuation
868.00		870.00	2.0			B3725	125	improved nearby attenuation
868.00		870.00	2.0		on request (GT)		85	
863.00	869.50	876.00	13.0			B3418	125	
868.00	872.00	876.00	8.0			B3443	125	temperature compensated filter
902.00	908.50	915.00	13.0			B3429	125	Rx filter, co-designed with B3433 for duplexing
923.00	925.50	928.00	5.0			B3433	125	Tx filter, co-designed with B3429 for duplexing
908.27	908.42	908.57	0.3			B3943	125	Z-Wave
908.00	912.50	917.00	9.0			B3406	125	
902.00		928.00	26.0		B4344	B3728	85 / 125	Ref. Design Semtech SK1308 PicoCell Gateway - NAFTA
902.00		928.00	26.0	B2671 (GT)	B2672 (GT)		85	B3728; Semtech SK1301 - SK1257 Macro Gateway - NAFTA
902.00	915.00	928.00	26.0	B4379			125	B3440; steep skirt
902.00		928.00	26.0		B4301		125	for indoor applications only - NAFTA
902.00		928.00	26.0			B3435	125	NAFTA
910.00		920.00	10.0			B3726	125	NAFTA; 125 °C version on request
910.00		920.00	10.0			B3434	125	NAFTA; steep skirt configuration
912.80	915.70	918.60	5.8			B3432	125	NAFTA; steep skirts than B3726
914.25	916.00	917.75	3.5			B3718	125	low IA
915.90	916.50	917.10	1.2			B3300	125	
921.27	921.42	921.57	0.3			B3949	125	Australia
915.00	921.50	928.00	13.0		B2615		125	Hong Kong
930.00	922.50	925.00	5.0		B2619	B3407	125	New Zealand
923.40	924.00	924.60	1.2			B3945	125	
930.00	924.15	927.70	7.1			B3419	125	
922.00	924.50	927.00	5.0		B2616		125	
923.40	925.00	926.60	3.2			B3919	125	
922.20	925.15	928.10	5.9			B4336	85	Japan
922.20		928.10	5.9		B3331 (GT)		85	for indoor applications only - Japan
922.30	925.20	928.10	5.8			B3926	125	Japan
923.50	925.50	927.50	4.0			B3446	125	temperature compensated filter - LTE co-existence
922.30		928.10	5.8			B3916	125	Japan - low IA
923.50	925.80	928.10	4.6			B3921	125	Japan - high selectivity
2400.00	2441.75	2483.50	83.5	B4360	B4347	B3918	125	B4347 and B3918 with SDARS co-existence
2401.50	2442.00	2480.50	79.0	B2614	B4346		105 / 85	both are BAWs; with B7/B4Q/B41 co-existence
2400.00	2448.50	2497.00	97.0			B3912	125	
2401.50	2442.00	2480.50	79.0		B9634		95	BAW; with B7/B4Q/B41 co-existence
2401.50	2442.00	2480.50	79.0		B3328 (GT)		85	BAW; with B7/B4Q/B41 co-existence
2401.50	2442.00	2480.50	79.0	B3857 (GT)			85	for indoor applications only
2401.50	2442.00	2480.50	79.0	B3873 (GT)			85	with B7/B4Q/B41 co-existence; for indoor applications only

December 11th, 2018

**Remark:** Type codes followed by "(GT)" indicate commercial grade components. All other components are industrial grade.

All products mentioned herein are products of RF360 Europe GmbH, an affiliated company of Qualcomm Technologies, Inc. Nothing in these materials is an offer to sell any of the components or devices referenced herein. ©2018 Qualcomm Technologies, Inc. and/or its subsidiaries. All Rights Reserved. Qualcomm is a trademark of Qualcomm Incorporated, registered in the United States and other countries. Other products and brand names may be trademarks or registered trademarks of their respective owners.



# Look Up

## Flyer: GNSS

### Automotive RF360 Filters for GNSS Applications

Automotive SAW, TCSAW and BAW filters by RF360 are designed for challenging requirements. With highly robust packaging footprints down to 1.1 mm x 0.9 mm, they can easily be incorporated into the smallest automotive grade applications. The RF360 Filters are available in two package technologies:



Package Technology	Ceramic Packages	Automotive CSSP™
Package Size [mm]	2520, 3025, 3030, 3838	1109, 1411, 1511, 1814, 2016
AEC-Q200 grade	Up to grade 1 (-40 to 125 °C)	
Temperature cycling	1,000 cycles @ -40 to 125 °C	
Biased or static humidity	1,000 hours @ 85 °C, 85% rel. humidity	

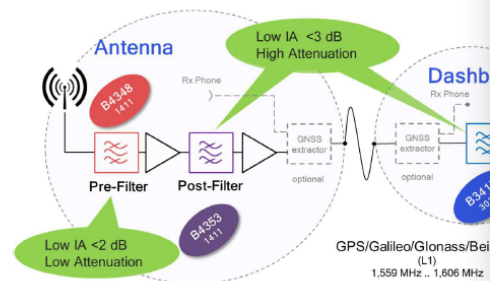
#### Standard single frequency L1 Band GNSS

Standard single frequency L1-Band GNSS are being used for convenience Car-Navigation as well as positioning systems (eg. E-call). The requirements for L1-Band GNSS filters are:

- **Low Insertion Attenuation** and amplitude ripple for better sensitivity (low noise figure)
- **High attenuation at the LTE bands** to mitigate interferences disturbing the GNSS signal reception.
- **The AEC-Q200 grade requirement** depends on the application (Antenna or Dashboard)

Technical data subject to change. Filter specification must be taken from the respective product Data Sheet.

Example of a Standard single frequency L1 Band GNSS block diagram:



Application	f <sub>c</sub> [MHz]	Start Freq [MHz]	Stop Freq [MHz]	Usable bandwidth [MHz]	Insertion Attenuation [dB]	Type
GPS/Galileo/Glonass/BeiDou	1,582.47	1,559.05	1,605.89	46.84	0.8 – 1.0	B4383
	1,582.40	1,559.05	1,605.66	46.61	1.0 – 1.5	B4383
	1,582.50	1,559.00	1,606.00	47.00	2.0	B4383

For more details about the Diplexers, Passband and Bandstop filter portfolio please contact your local sales partner or refer to the [SA Device Selection Table AE](#)

Qualcomm



### Automotive RF360 Filters for GNSS Applications

#### High precision multifrequency GNSS ADAS

Advanced Driver Assistance Systems (ADAS) are designed to help the driver to make decisions or, in the case of autonomous vehicles, take decisions on their own. Further, ADAS generates warning signals for critical events, such as collision avoidance, speed control, braking, blind spot detection and park assist.

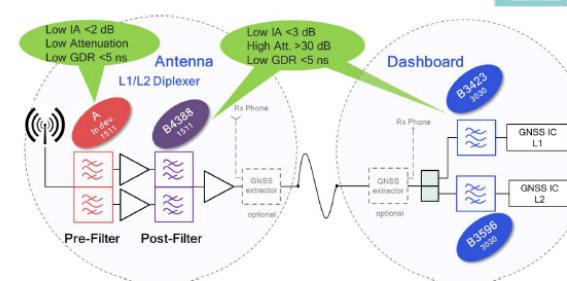
ADAS is deployed in combination with high precision multifrequency GNSS, used to generate data required for precise location-based warnings (e.g. high speed warning in advance of a tight curve) and/or relevant driving commands.

An enabling component of these high precision GNSS modules are the RF filters. It is imperative that an appropriate filter is selected. The requirements for high precision ADAS/GNSS filters are:

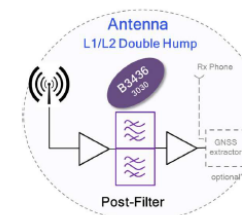
- **The Group Delay Ripple** requirement is very strict. The target is around 5ns for the specific GNSS sub-bands in order to be able to achieve the precise positioning requirements → avoiding collisions.
- **Low Insertion Attenuation and amplitude ripple** for better sensitivity (low noise figure).
- **High attenuation at the LTE bands** to mitigate interferences disturbing the GNSS signal reception.
- **The AEC-Q200 grade requirement** depends on the application (Antenna or Dashboard)

All products mentioned herein are products of RF360 Europe GmbH, an affiliated company of Qualcomm Technologies, Inc. Nothing in these materials is an offer to sell any of the components or devices referenced herein. ©2018 Qualcomm Technologies, Inc. and/or its subsidiaries. All Rights Reserved. Qualcomm is a trademark of Qualcomm Incorporated, registered in the United States and other countries. CSSP is a trademark of Qualcomm Incorporated. Other products and brand names may be trademarks or registered trademarks of their respective owners.

Technical data subject to change. Filter specification must be taken from the respective product Data Sheet.



Application	f <sub>c</sub> [MHz]	Start Freq [MHz]	Stop Freq [MHz]	Usable bandwidth [MHz]	Insertion Attenuation [dB]	Type	G
GNSS L2/G2	1223	1197	1249	52	1.2	Target Spec A	1
Diplexer L1/G1	1583	1559	1606	47	1.4		
GNSS L2/G2	1223	1197	1249	52	1.8-2.3	B4388	1
Diplexer L1/G1	1583	1559	1606	47	1.7-2.2		
GNSS L1/G1	1583	1560	1606	46	2.2	B4323	1
GNSS L2/G2	1223	1196	1250	54	2	B3596	1



Please contact your local sales partner for other configuration variants.

2







# Q&A

Source sample text



# Thank you

Follow us on:    

For more information, visit us at:

[www.qualcomm.com](http://www.qualcomm.com) & [www.qualcomm.com/blog](http://www.qualcomm.com/blog)

Nothing in these materials is an offer to sell any of the components or devices referenced herein.

©2018-2021 Qualcomm Technologies, Inc. and/or its affiliated companies. All Rights Reserved.

Qualcomm, CSSP and TFAP are trademarks or registered trademarks of Qualcomm Incorporated. Other products and brand names may be trademarks or registered trademarks of their respective owners.

References in this presentation to “Qualcomm” may mean Qualcomm Incorporated, Qualcomm Technologies, Inc., and/or other subsidiaries or business units within the Qualcomm corporate structure, as applicable. Qualcomm Incorporated includes Qualcomm’s licensing business, QTL, and the vast majority of its patent portfolio. Qualcomm Technologies, Inc., a wholly-owned subsidiary of Qualcomm Incorporated, operates, along with its subsidiaries, substantially all of Qualcomm’s engineering, research and development functions, and substantially all of its product and services businesses, including its semiconductor business, QCT.